

Dual-Band  
Heavy Duty Submersible Transceiver

**VX-6R**

Technical Supplement

©2005 VERTEX STANDARD CO., LTD. EH021M90A

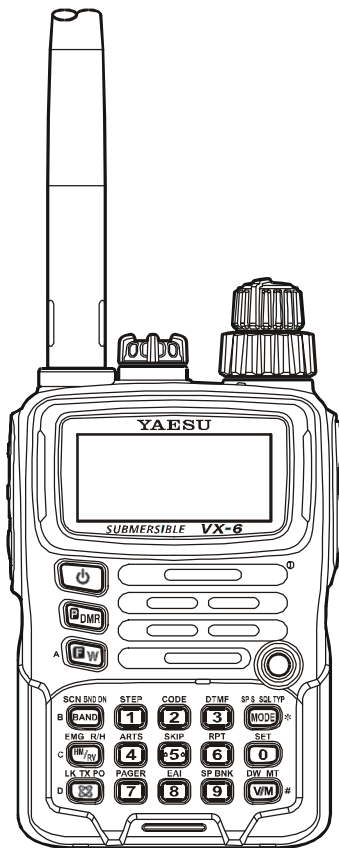
**VERTEX STANDARD CO., LTD.**  
4-8-8 Nakameguro, Meguro-Ku, Tokyo 153-8644, Japan

**VERTEX STANDARD**  
US Headquarters  
10900 Walker Street, Cypress, CA 90630, U.S.A.

**YAESU EUROPE B.V.**  
P.O. Box 75525, 1118 ZN Schiphol, The Netherlands

**YAESU UK LTD.**  
Unit 12, Sun Valley Business Park, Winnall Close  
Winchester, Hampshire, SO23 0LB, U.K.

**VERTEX STANDARD HK LTD.**  
Unit 5, 20/F., Seaview Centre, 139-141 Hoi Bun Road,  
Kwun Tong, Kowloon, Hong Kong



**Introduction**

This manual provides the technical information necessary for servicing the VX-6R Dual-Band Heavy Duty Submersible Transceiver.

Servicing this equipment requires expertise in handling surface-mount chip components. Attempts by non-qualified persons to service this equipment may result in permanent damage not covered by the warranty, and may be illegal in some countries.

Two PCB layout diagrams provided for each double-sided board in this transceiver. Each side of the board is referred to by the type of the majority of components installed on that side ("Side A" or "Side B"). In most cases one side has only chip components, and the other has either a mixture of both chip and leaded components (trimmers, coils, electrolytic capacitors, ICs, etc.), or leaded components only.

While we believe the information in this manual to be correct, VERTEX STANDARD assumes no liability for damage that may occur as a result of typographical or other errors that may be present. Your cooperation in pointing out any inconsistencies in the technical information would be appreciated.

downloaded by  
[www.radioamatore.info](http://www.radioamatore.info)

**Contents**

Specification .....	2
Exploded View & Miscellaneous Parts .....	4
Block Diagram .....	5
Interconnection Diagram .....	6
Circuit Description .....	7
Alignment .....	11
<b>Board Unit (Schematics, Layouts &amp; Parts)</b>	
CNTL Unit .....	17
AF Unit .....	27
RF Unit .....	37
VCO Unit .....	53

# Specifications

## General

<b>Frequency Ranges:</b>	Rx 0.5 - 1.8 MHz (BC Band) 1.8 - 30 MHz (SW Band) 30-76 (59) MHz (50 MHz HAM: USA version) 76 (59)-108 MHz (FM: USA version) 108-137 MHz (Air Band) 137-174 MHz (144 MHz HAM Band) 174-222 MHz (VHF-TV Band) 222-420 MHz (ACT1: Action Band 1: USA version) 420-470 MHz (430 MHz HAM Band) 470-800 (729) MHz (UHF-TV: EXP version) (758-774) MHz (ACT2: Action Band 2, cellular Blocked)
	Tx: 144 - 146 (148) MHz 222-225 MHz (USA only) 430 - 440 (450) MHz
<b>Channel Steps:</b>	5/9/10/12.5/15/20/25/50/100 kHz
<b>Frequency Stability:</b>	±5 ppm @ 14 °F to +122 °F (−10 °C to +50 °C)
<b>Emission Type:</b>	F2D, F3E
<b>Antenna Impedance:</b>	50-ohm
<b>Supply Voltage:</b> (Negative Ground)	Nominal: 7.4 V DC Operating: 5 - 16.0 V DC (EXT DC jack) 11.0 - 16.0 V DC (EXT DC jack with Charging)
<b>Current Consumption:</b> (Approx. @7.4 V)	150 mA (Receive) 60 mA (Standby, Saver Off) 30 mA (Standby, Saver On) 900 μA (ON Timer Activated) 200 μA (Auto Power Off) 1.6 A (5 W TX, 144MHz) 1.5 A (1.5 W TX, 222 MHz: USA only) 1.8 A (5 W TX, 430 MHz)
<b>Operating Temperature:</b>	−4 °F to +140 °F (−20°C to +60°C)
<b>Case Size:</b>	2.3" (W) x 3.5" (H) x 1.1" (D) (58 x 89 x 28.5 mm) (w/o knob, antenna, and beltclip)
<b>Weight (Approx.):</b>	9.5 Oz (270 g) with FNB-80LI, and antenna

# Specifications

## Transmitter

<b>RF Power Output:</b>		High	Low 3	Low 2	Low 1
	144 MHz/430 MHz	5.0 W	2.5 W	1.0 W	0.3 W
	220 MHz	1.5 W	1.0 W	0.5 W	0.2 W
<b>Modulation Type:</b>	Variable Reactance F2D, F3E				
<b>Maximum Deviation:</b>	±5.0 kHz (F2D, F3E)				
<b>Spurious Emission:</b>	At least 60 dB below (@ High power)				
<b>Microphone Impedance:</b>	2 k-ohm				

## Receiver

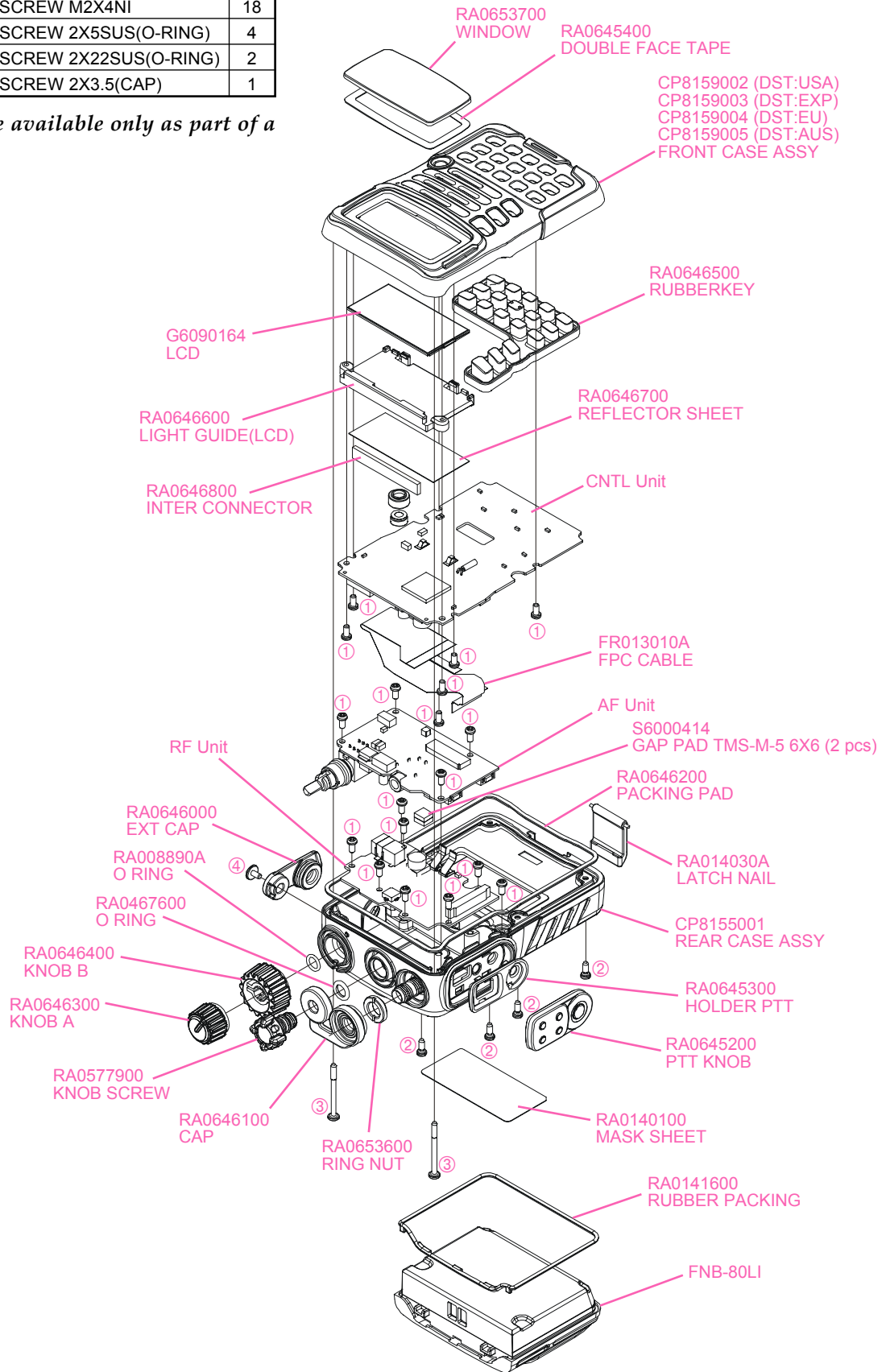
<b>Circuit Type:</b>	AM, NFM: Double-Conversion Superheterodyne WFM: Triple-Conversion Superheterodyne		
<b>Intermediate Frequencies:</b>	1st	2nd	3rd
	AM, NFM: 47.25 MHz	450 kHz	
	WFM: 45.8 MHz	10.7 MHz	1 MHz
<b>Sensitivity:</b> (Cellular Blocked)	1.5 µV for 10 dB SN (0.5 - 1.8 MHz, AM)		
	1 µV for 10 dB SN (1.8 - 30 MHz, AM)		
	0.35 µV TYP for 12 dB SINAD (30 - 54 MHz, NFM)		
	0.5 µV TYP for 12 dB SINAD (54 - 76 MHz, NFM)		
	0.5 µV TYP for 12 dB SINAD (54 - 59 MHz, NFM:USA)		
	1 µV TYP for 12 dB SINAD (76 - 108 MHz, WFM)		
	1 µV TYP for 12 dB SINAD (59 - 108 MHz, WFM:USA)		
	1.5 µV TYP for 10 dB SN (108 - 137 MHz, AM)		
	0.2 µV for 12 dB SINAD (137 - 140 MHz, FM)		
	0.16 µV for 12 dB SINAD (140 - 150 MHz, FM)		
	0.2 µV for 12 dB SINAD (150 - 174 MHz, FM)		
	0.5 µV TYP for 12 dB SINAD (174 - 250 MHz, WFM)		
	0.5 µV for 12 dB SINAD (300 - 350 MHz, NFM)		
	0.2 µV for 12 dB SINAD (350 - 420 MHz, NFM)		
	0.18 µV for 12 dB SINAD (420 - 470 MHz, NFM)		
	1 µV for 12 dB SINAD (470 - 540 MHz, WFM)		
	1 µV TYP for 12 dB SINAD (580 - 800 MHz, WFM)		
<b>Selectivity:</b>	0.5 µV TYP for 12 dB SINAD (800 - 999 MHz, NFM)		
	AM, NFM: 12 kHz/35 kHz (-6 dB/-60 dB)		
<b>AF Output:</b>	WFM: 200 kHz/500 kHz (-6 dB/-20 dB)		
	200 mW @ 8 ohm for 10 % THD (@ 7.4V DC)		
	400 mW @ 8 ohm for 10 % THD (@ 13.8V DC)		

*Specifications are subject to change without notice, and are guaranteed within amateur bands only.*

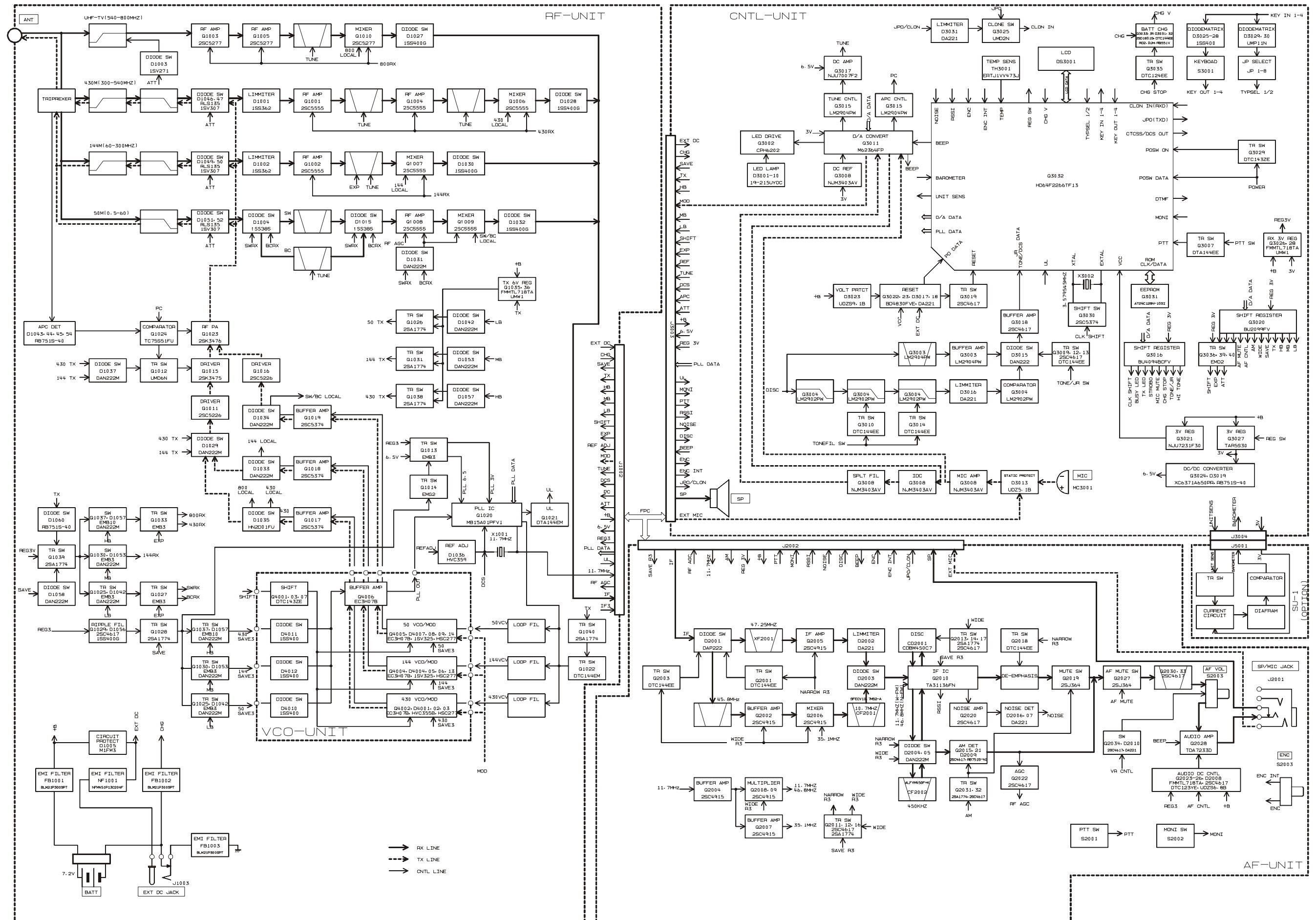
# Exploded View & Miscellaneous Parts

No.	VXSTD P/N	Description	Qty.
①	U44104002	TAPTITE SCREW M2X4NI	18
②	U9900180	TAPTITE SCREW 2X5SUS(O-RING)	4
③	U9900179	TAPTITE SCREW 2X22SUS(O-RING)	2
④	U9900181	TAPTITE SCREW 2X3.5(CAP)	1


Non-designated parts are available only as part of a designated assembly.



# Block Diagram



# Interconnection Diagram



# Circuit Description

The VX-6R consists of a RF-UNIT, a CNTL-UNIT and an AF-UNIT. The RF-UNIT contains the receiver front end, PLL IC, power and switching circuits, and the VCO-UNIT for transmit and receive local signal oscillation. The CNTL-UNIT contains the CPU, and audio ICs, and the power circuitry for the LCD. The AF-UNIT contains the IF, and audio ICs.

## Receiver Signal Flow

The VX-6R includes four receiver front ends, each optimized for a particular frequency range and mode combination.

### (1) Triplexer

Signals between 0.5 and 580 MHz received at the antenna terminal pass through a first low-pass filter.

Received 430 MHz band signals, after passing through a low-pass filter to the UHF T/R switch circuit composed of diode switch D1046, D1047.

Received 145 MHz band signals, after passing through a low-pass filter to the VHF T/R switch circuit composed of diode switch D1049, D1050.

Received 50 MHz band signals, after passing through a low-pass filter to the 50MHz T/R switch circuit composed of diode switch D1051, D1052.

### (2) 0.50-60 MHz Reception

Received signals between 0.5 and 60 MHz pass through the Triplexer circuit, low-pass filter circuit, T/R switch diode D1051 and D1052 before additional filtering by a band-pass filter prior to application to RF amplifier Q1008 (**2SC5555ZD-TR**). The amplified RF signal is pass through the band-pass filter to first mixer Q1009 (**2SC5555ZD-TR**). Meanwhile, 50MHz output from the VCO-UNIT is amplified by Q1019 (**2SC5374-TL**) and applied through diode switch D1034 (**DAN222M-T2L**) to mixer Q1009 (**2SC5555ZD-TR**) as the first local signal. The 47.25 MHz (Narrow, 45.8 MHz: Wide) intermediate frequency product of the mixer is delivered to the AF-UNIT. The TUNE voltage from the CPU on the CNTL-UNIT is amplified by DC amplifier Q3017 (**NJU7007F2-TE1**) and applied to varactor D1014 in the variable frequency band-pass filters. By changing the electrostatic capacitance of the varactors, optimum filter characteristics are provided for each specific operating frequency.

### (3) 60-300MHz Reception

Received signals between 60 and 300 MHz pass through the Triplexer circuit, low-pass filter/high-pass filter circuit, VHF T/R switch circuit and protector diode D1002 (**1SS362-TE85R**) before additional filtering by a band-pass filter prior to application to RF amplifier Q1002 (**2SC5555ZD-TR**). The amplified RF signal is pass through the band-pass filter to first mixer Q1007 (**2SC5555ZD-TR**). Meanwhile, VHF output from the VCO-UNIT is amplified by Q1018 (**2SC5374-TL**) and applied through diode T/R switch D1033 (**DAN222M-T2L**) to mixer Q1007 (**2SC5555ZD-TR**) as the first local signal. The 47.25 MHz (Narrow, 45.8 MHz: Wide) intermediate frequency product of the mixer is delivered to the AF-UNIT. The TUNE voltage from the CPU on the CNTL-UNIT is amplified by DC amplifier Q3017 (**NJU7007F2-TE1**) and applied to varactors D1008 and D1009, D1011, D1012, D1020, D1021, D1022, D1023, D1025 and D1026 in the variable frequency band-pass filters. By changing the electrostatic capacitance of the varactors, optimum filter characteristics are provided for each specific operating frequency.

### (4) 300-580MHz Reception

Received signals between 300 and 580 MHz pass through the Triplexer circuit, low-pass filter/high-pass filter circuit, UHF T/R switch circuit and protector diode D1001 before additional filtering by a band-pass filter prior to application to RF amplifier Q1001 (**2SC5555ZD-TR**). The amplified RF signal is pass through the band-pass filter, RF amplifier Q1004 (**2SC5555ZD-TR**) and band-pass filter to first mixer Q1006 (**2SC5555ZD-TR**). Meanwhile, UHF output from the VCO-UNIT is amplified by Q1017 (**2SC5374-TL**) and applied through diode T/R switch D1035 (**HN2D01FUTE85R**) to mixer Q1006 as the first local signal. The 47.25 MHz (Narrow, 45.8 MHz: Wide) intermediate frequency product of the mixer is delivered to the AF-UNIT. The TUNE voltage from the CPU on the CNTL-UNIT is amplified by DC amplifier Q3017 (**NJU7007F2-TE1**) and applied to varactors D1006, D1007, D1018 and D1019 in the variable frequency band-pass filters. By changing the electrostatic capacitance of the varactors, optimum filter characteristics are provided for each specific operating frequency.

### (5) 580 - 999 MHz Reception

Received signals between 580 and 999 MHz pass through the high-pass filter circuit, switch D1003 to ap-

## Circuit Description

plication to RF amplifier Q1003 (**2SC5277-D2-TL**) and Q1005 (**2SC5277-D2-TL**). The amplified RF signal is pass through the band-pass filter to first mixer Q1010 (**2SC5277-D2-TL**). Meanwhile, UHF output from the VCO-UNIT is amplified by Q1017 (**2SC5374-TL**) and applied through diode T/R switch D1035 (**HN2D01FUTE85R**) to mixer Q1010 (**2SC5277-D2-TL**) as the first local signal. The (Narrow, 45.8 MHz: Wide) intermediate frequency product of the mixer is delivered to the AF-UNIT. The TUNE voltage from the CPU on the CNTL-UNIT is amplified by DC amplifier Q3017 (**NJU7007F2-TE1**) and applied to varactors D1016 and D1017 in the variable frequency band-pass filters. By changing the electrostatic capacitance of the varactors, optimum filter characteristics are provided for each specific operating frequency.

### (6) 47.25 MHz First Intermediate Frequency

The 47.25 MHz first intermediate frequency from first mixers is delivered from the RF-UNIT to the AF-UNIT through jacks J1002 and J2002. On the AF-UNIT, the IF for AM and FM-narrow signals is passed through NAR/WIDE switch D2001 (**DAP222-TL**) and D2003 (**DAN222M-T2L**), and 47.25 MHz monolithic crystal filter (MCF) XF2001 to narrow IF amplifier Q2005 (**2SC4915**) for input to pin 16 of Narrow IF IC Q2010 (**TA31136FN**) after amplitude limiting by D2002 (**DA221-TL**). Meanwhile, a portion of the output of 11.7 MHz crystal X1001 on RF-UNIT is multiplied fourfold by Q2008 (**2SC4915**) and Q2009 (**2SC4915**) to provide the 46.8 MHz second local signal, applied to the Narrow IF IC. Within the IC, this signal is mixed with the 47.25 MHz first intermediate frequency signal to produce the 450 kHz second intermediate frequency.

This second IF is filtered by ceramic filter CF2002 and amplified by the limiting amplifier within the Narrow IF IC before quadrature detection by ceramic discriminator CD2001. Demodulated audio is output from pin 9 of the Narrow IF IC through narrow mute analog switch Q2019 (**2SJ364-R**) and squelch gate Q2020 (**2SC4617 TL R**) before de-emphasis.

The resulting audio is amplified by AF amplifier Q2028 (**TDA7233D-TR**) and output through MIC/EAR jack J2001 to internal speaker SP3001 or an external earphone.

### (7) Squelch Control

Signal components in the neighborhood of 15 kHz contained in the discriminator output pass through an active band-pass filter composed of R2041, R2043, R2044, C2049, C2055 and the operational amplifier between pins 7 and 8 within Narrow IF IC Q2010 (**TA31136FN**). They are then rectified by D2006 and D2007 (both **DA221-TL**) to obtain a DC voltage corresponding to the level of noise. This voltage is input to pin 51 of CPU Q3032 (**HD64F2266TF13**), which compares the input voltage with a previously set threshold. When the input voltage drops below the threshold, normally due to the presence of a carrier, turning on squelch gate Q2027 (**2SJ364-R**) and allowing any demodulated audio to pass. At the same time, Q3001 (**DTC144EE TL**) and/or Q3005 (**DTC144EE TL**) and/or Q3006 (**DTC144EE TL**) goes on, causing the BUSY/TX lamp D3001 and D3012 to light.

## Transmitter Signal Flow

### (1) Transmit/Receive Switching

Closing PTT switch S2001 on the AF-UNIT pulls the base of Q3007 (**DTA144EE TL**) low, causing the collector to go high. This signal is input to pin 45 (PTT) of CPU Q3032 (**HD64F2266TF13**), allowing the CPU to recognize that the PTT switch has been pushed. When the CPU detects closure of the PTT switch, pin 9 of Q3020 (TX) (**BU2099FV-E2**) goes high. This control signal is delivered to the RF-UNIT, where it switches Q1039 (**2SA1774 TL R**) and Q1040 (**2SA1774 TL R**) to produce the TX control signal that activates Q1031 (**2SA1774 TL R**). At the same time, PLL division data is input to PLL IC Q1020 (**MB15A01PFV1-G-BND-EF**) from the CPU, to disable the receiver power saver. Also, switching Q1030 (**EMB3 T2R**) to disable the receiver circuits. Then causing the red side of BUSY/TX lamp D3011 to light.

### (2) Modulation

Voice signal input from either built-in microphone MC3001 on CNTL-UNIT or external jack J2001 on the AF-UNIT is pre-emphasized by C3014 and R3031, and processed by microphone amplifier and IDC (instantaneous deviation control) circuit Q3008 (**NJM3403AV-TE1**) to prevent overmodulation, and active low-pass filter section of Q3008 (**NJM3403AV-TE1**).



During CTCSS operation, the voice signal is mixed with the TONE ENC subaudible tone signal from pin 43 of the CPU and delivered to the RF-UNIT through jacks J3003 and J1002. During DTMF operation, the DTMF tones from pin 55 of the CPU are input to the IDC stage.

### (3) VHF Band (145/220 MHz) Transmission

Modulating audio from the CNTL-UNIT passes through deviation setting D/A converter Q3011 (**M62364FP 600D**) to VHF MOD of the VCO-UNIT mounted on the RF-UNIT. This signal is applied to varactor D4005 in the tank circuit of VHF VCO Q4004 (**EC3H07B-TL**), which oscillates at the desired VHF transmitting frequency. The modulated VCO signal is buffered by amplifier Q4006 (**EC3H07B-TL**) and Q1018 (**2SC5555ZD-TR**) and delivered through VHF T/R diode switch D1033 (**DAN222M-T2L**) to the RF-UNIT. The modulated low-level VHF transmit signal from the VCO is passed through diode switch D1029 (**DAN222M-T2L**) to amplifier Q1011 (**2SC5226-5-TL**). The modulated VHF transmit signal from the VCO is amplified by Q1015 (**2SK3475**) and RF power amplifier Q1023 (**2SK3476**) up to 5 W (depending on the power source). The RF output passes through TX diode switch D1049. RF output is passed by T/R switch and low-pass filter to suppress harmonics and spurious products before output to the antenna at the antenna terminal.

### (4) UHF Band Transmission

Modulating audio from the CNTL-UNIT passes through deviation setting D/A converter Q3011 (**M62364FP 600D**) to UHF MOD of the VCO-UNIT mounted on the RF-UNIT. This signal is applied to varactor D4002 in the tank circuit of UHF VCO Q4002 (**EC3H07B-TL**), which oscillates at the desired UHF transmitting frequency. The modulated VCO signal is buffered by amplifier Q4006 (**EC3H07B-TL**) and Q1017 (**2SC5555ZD-TR**) and delivered through UHF T/R diode switch D1035 (**HN2D01FUTE85R**) to the RF-UNIT. The modulated low-level UHF transmit signal from the VCO is passed through diode switch D1029 (**DAN222M-T2L**) to amplifier Q1011 (**2SC5226-5-TL**). The modulated UHF transmit signal from the VCO is amplified by Q1015 (**2SK3475**) and RF power amplifier Q1023 (**2SK3476**) up to 5 W (depending on the power source). The RF output

passes through TX diode switch D1046. RF output is passed by T/R switch and low-pass filter to suppress harmonics and spurious products before output to the antenna at the antenna terminal.

### PLL Frequency Synthesizer

PLL IC Q1020 (**MB15A01PFV1-G-BND-EF**) on the RF-UNIT consists of a data shift register, reference frequency divider, phase comparator, charge pump, intermittent operation circuit, and band selector switch. Serial PLL data from the CPU is converted into parallel data by the shift register in the PLL IC and is latched into the comparative frequency divider and reference frequency divider to set a frequency dividing ratio for each. An 11.7 MHz reference signal produced by X1001 is input to REF pin 1 of the PLL IC. The internal reference frequency divider divides the 11.7 MHz reference by 2,050 (or 1,640) to obtain a reference frequency of 5 kHz (or 6.25 kHz), which is applied to the phase comparator. Meanwhile, a sample of the output of VHF VCO Q4004 (**EC3H07B-TL**) or UHF VCO Q4002 (**EC3H07B-TL**) on the VCO-UNIT, buffered by Q4006 (**EC3H07B-TL**), is input to the PLL IC, where it is frequency-divided by the internal comparative frequency divider to produce a comparative frequency also applied to the phase comparator. The phase comparator compares the phase between the reference frequency and comparative frequency to output a pulse corresponding to the phase difference between them. This pulse is input to the charge pump, and the output from the charge pump passes through a loop filter composed of L1043, C1121, R1080, R1079, and either R1082, C1139, R1093 and C1145 for VHF, or R1081, C1138, R1092 and C1140 for UHF, which convert the pulse into a corresponding smoothed varactor control voltage (VCV). The VCV is applied to varactor D4004 and D4013 in the VHF VCO tank circuit, or to varactor D4001 in the UHF VCO tank circuit, to eliminate phase difference between the reference frequency and comparative frequency, and so locking the VCO oscillation frequency to the reference crystal. The VCO frequency is determined by the frequency-dividing ratio sent from the CPU to the PLL IC. During receiver power save operation, the PLL circuit operates intermittently to reduce current consumption, for which the intermittent operation control circuit reduces the lock-up time.

*Circuit Description*  
*Note:*

downloaded by  
[www.radioamatore.info](http://www.radioamatore.info)

## Introduction

The **VX-6R** is carefully aligned at the factory for the specified performance across the amateur band. Realignment should therefore not be necessary except in the event of a component failure. Only an authorized VERTEX STANDARD representative should perform all component replacement and service, or the warranty policy may be void. The following procedures cover the adjustments that are not normally required once the transceiver has left the factory. However, if damage occurs and some parts subsequently are replaced, realignment may be required. If a sudden problem occurs during normal operation, it is likely due to component failure; realignment should not be done until after the faulty component has been replaced. We recommend that servicing be performed only by authorized VERTEX STANDARD service technicians who are experienced with the circuitry and fully equipped for repair and alignment. If a fault is suspected, contact the dealer from whom the transceiver was purchased for instructions regarding repair. Authorized VERTEX STANDARD service technicians realign all circuits and make complete performance checks to ensure compliance with factory specifications after replacing any faulty components. Those who do undertake any of the following alignments are cautioned to proceed at their own risk. Problems caused by unauthorized attempts at realignment are not covered by the warranty policy. Also, VERTEX STANDARD reserves the right to change circuits and alignment procedures in the interest of improved performance, without notifying owners.

Under no circumstances should any alignment be attempted unless the normal function and operation of the transceiver are clearly understood, the cause of the malfunction has been clearly pinpointed and any faulty components replaced, and realignment determined to be absolutely necessary.

The following test equipment (and familiarity with its use) is necessary for complete realignment. Correction of problems caused by misalignment resulting from use of improper test equipment is not covered under the warranty policy. While most steps do not require all of the equipment listed, the interactions of some adjustments may require that more complex adjustments be performed afterwards. Do not attempt to perform only a single step unless it is clearly isolated electrically from all other steps. Have all test equipment ready before beginning and, follow all of the steps in a section in the order presented.

## Required Test Equipment

- RF Signal Generator with calibrated output level at 500 MHz
- Deviation Meter (linear detector)
- In-line Wattmeter with 5% accuracy at 500 MHz
- 50-ohm, 10-W RF Dummy Load
- 8-ohm AF Dummy Load
- Regulated DC Power Supply adjustable from 3 to 15 VDC, 3A
- Frequency Counter: 0.2-ppm accuracy at 500 MHz
- AF Signal Generator
- AC Voltmeter
- DC Voltmeter: high impedance
- UHF Sampling Coupler
- SINAD Meter

## Alignment Preparation & Precautions

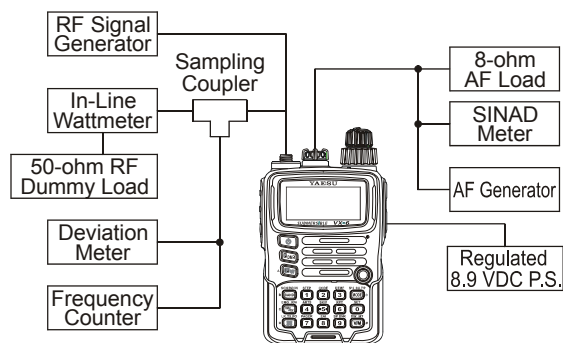
A 10 W RF dummy load and in-line wattmeter must be connected to the main antenna jack in all procedures that call for transmission, alignment is not possible with an antenna. After completing one step, read the next step to see if the same test equipment is required. If not, remove the test equipment (except dummy load and wattmeter, if connected) before proceeding.

Correct alignment requires that the ambient temperature be the same as that of the transceiver and test equipment, and that this temperature be held constant between 68 ~ 86 °F (20 ~ 30 °C). When the transceiver is brought into the shop from hot or cold air, it should be allowed some time to come to room temperature before alignment. Whenever possible, alignments should be made with oscillator shields and circuit boards firmly affixed in place. Also, the test equipment must be thoroughly warmed up before beginning.

*Note: Signal levels in dB referred to in the alignment procedure are based on 0 dB $\mu$ =0.5  $\mu$ V (closed circuit).*

## Test Setup

Set up the test equipment as shown below for transceiver alignment, and apply 8.9 V DC power to the transceiver. Refer to the drawings for Alignment Points.



Alignment Setup

# Alignment

## Internal System Alignment Routine

This uses a programmed routine in the transceiver which simplifies many previously complex discrete component settings and adjustments with digitally-controlled settings via front panel buttons and LCD indications.

To begin, set the transceiver to the center of the 144 MHz, 220 MHz and 430 MHz bands. Next, select the 430 MHz band, then turn the transceiver off.

Now, press and hold the **[BAND]**, **[⊗]** and **[0]** buttons (at the same time) while powering the radio on again. The display will show the first setting.

Note: that the first few settings are not adjustable and are left as set from the factory.

In the alignment process, each adjustment is selected by rotating the **DIAL**. Alignment is performed by:

- Pressing the **[V/M]** button;
- Injecting a signal of the required frequency and level; then
- Pressing the **[V/M]** button after a level setting or adjustment is made. This second pressing of the **[V/M]** button stores the entry.

To exit the alignment routine, press the **[HOME]** button. After performing the system alignment in its entirety, individual settings can be returned to and adjust should the need arise

In the section to follow, typical default values (as set at the factory) are shown in brackets (e.g. [119]), to serve as a general guideline. As each transceiver is individually optimized at the factory, the precise settings for the transceiver on your bench may be slightly different.

## PLL Reference Frequency (REF)

Press the **[V/M]** button, then transmit and adjust the counter frequency to 440.000 ( $\pm 300$  Hz) by rotating the **DIAL**, then press the **[V/M]** button. Rotate the **DIAL** to select the next setting.

## 430 MHz band Alignment

*Squelch Preset Threshold* (THL) [167]

- Press the **[V/M]** button, then inject a  $-12.0$  dB $\mu$  RF signal (1 kHz tone @  $\pm 3.5$  kHz deviation), then rotate the **DIAL** for minimum squelch hysteresis, then press the **[V/M]** button. Rotate the **DIAL** to select the next setting.

*Squelch Preset Tight* (TLG) [136]

- Press the **[V/M]** button, then adjust the generator level to  $-4.0$  dB $\mu$ , then press the **[V/M]** button. Rotate the **DIAL** to select the next setting.

*S-Meter S-1 Adjustment* (S1) [27]

- Press the **[V/M]** button, then adjust the generator level to  $-8.0$  dB $\mu$  (1 kHz tone @  $\pm 3.5$  kHz deviation), then press the **[V/M]** button. Rotate the **DIAL** to select the next setting.

*S-Meter Full-Scale Adjustment* (S9) [66]

- Press the **[V/M]** button, then adjust the generator level to  $+20$  dB $\mu$  (1 kHz tone @  $\pm 3.5$  kHz deviation), then press the **[V/M]** button. Rotate the **DIAL** to select the next setting.

*Wide-FM S-Meter S-1 Adjustment* (S1) [53]

- Press the **[V/M]** button, then adjust the generator level to 0 dB $\mu$  (1 kHz tone @  $\pm 20$  kHz deviation), then press the **[V/M]** button. Rotate the **DIAL** to select the next setting.

*Wide-FM S-Meter Full-Scale Adjustment* (S9) [77]

- Press the **[V/M]** button, then adjust the generator level to  $+20$  dB $\mu$  (1 kHz tone @  $\pm 20$  kHz deviation), then press the **[V/M]** button. Rotate the **DIAL** to select the next setting.

*High TX Power Adjustment* (HP) [220]

- Press the **[V/M]** button, then transmit, and adjust the output power level for 5.0 W  $\pm 0.3$  W by rotating the **DIAL**, then press the **[V/M]** button. Rotate the **DIAL** to select the next setting.

*LOW3 Tx Power Adjustment* (LP3) [166]

- Press the **[V/M]** button, then transmit, and adjust the output power level for 2.5 W  $\pm 0.2$  W by rotating the **DIAL**, then press the **[V/M]** button. Rotate the **DIAL** to select the next setting.

*L2 Tx Power Adjustment* (LP2) [125]

- Press the **[V/M]** button, then transmit, and adjust the output power level for 1.0 W  $\pm 0.1$  W by rotating the **DIAL**, then press the **[V/M]** button. Rotate the **DIAL** to select the next setting.

*L1 Tx Power Adjustment* (LP1) [95]

- Press the **[V/M]** button, then transmit, and adjust the output power level for 0.3 W  $\pm 0.1$  W by rotating the **DIAL**, then press the **[V/M]** button. Rotate the **DIAL** to select the next setting.

## *TX Deviation Adjustment (DEU) [65]*

- Inject a 1 kHz audio tone at a level of 50mV (rms) to the MIC jack. Press the **[V/M]** button, then transmit and adjust the deviation for 4.2 kHz  $\pm$ 0.2 kHz by rotating **DIAL**, then press the **[V/M]** button. Rotate the **DIAL** to select the next setting.

## *CTCSS Tx Deviation Adjustment (100) [15]*

- Press the **[V/M]** button, then transmit and adjust the deviation for 0.6 kHz  $\pm$ 0.05 kHz by rotating **DIAL**, then press the **[V/M]** button. Rotate the **DIAL** to select the next setting.

## *DCS Tx Deviation Adjustment (DCS) [15]*

- Press the **[V/M]** button, then transmit and adjust the deviation for 0.6 kHz  $\pm$ 0.05 kHz by rotating **DIAL**, then press the **[V/M]** button. Rotate the **DIAL** to select the next setting.

This completes the 430 MHz band internal alignment routine; press the **[BAND]** button to activate the 50 MHz band internal alignment routine.

## **50 MHz band Alignment**

### *Squelch Preset Threshold (THL) [156]*

- Press the **[V/M]** button, then inject a  $-8.0$  dB $\mu$  RF signal (1 kHz tone @  $\pm$ 3.5 kHz deviation), then press the **[V/M]** button. Rotate the **DIAL** to select the next setting.

### *Squelch Preset Tight (TLG) [124]*

- Press the **[V/M]** button, then adjust the generator level to 0 dB $\mu$ , then press the **[V/M]** button. Rotate the **DIAL** to select the next setting.

### *S-Meter S-1 Adjustment (S1) [40]*

- Press the **[V/M]** button, then adjust the generator level to  $-3.0$  dB $\mu$  (1 kHz tone @  $\pm$ 3.5 kHz deviation), then press the **[V/M]** button. Rotate the **DIAL** to select the next setting.

### *S-Meter Full-Scale Adjustment (S9) [71]*

- Press the **[V/M]** button, then adjust the generator level to +20 dB $\mu$  (1 kHz tone @  $\pm$ 3.5 kHz deviation), then press the **[V/M]** button. Rotate the **DIAL** to select the next setting.

### *Wide-FM S-Meter S-1 Adjustment (S1) [62]*

- Press the **[V/M]** button, then adjust the generator level to +8 dB $\mu$  (1 kHz tone @  $\pm$ 20 kHz deviation), then press the **[V/M]** button. Rotate the **DIAL** to select the next setting.

## *Wide-FM S-Meter Full-Scale Adjustment (S9) [83]*

- Press the **[V/M]** button, then adjust the generator level to +25 dB $\mu$  (1 kHz tone @  $\pm$ 20 kHz deviation), then press the **[V/M]** button. Rotate the **DIAL** to select the next setting.

This completes the 50 MHz band internal alignment routine; press the **[BAND]** button to activate the 145 MHz band internal alignment routine.

## **144 MHz Band Alignment**

### *Squelch Preset Threshold (THL) [171]*

- Press the **[V/M]** button, then inject a  $-12.0$  dB $\mu$  RF signal (1 kHz tone @  $\pm$ 3.5 kHz deviation), then press the **[V/M]** button. Rotate the **DIAL** to select the next setting.

### *Squelch Preset Tight (TLG) [142]*

- Press the **[V/M]** button, then adjust the generator level to  $-4.0$  dB $\mu$ , then press the **[V/M]** button. Rotate the **DIAL** to select the next setting.

### *S-Meter S-1 Adjustment (S1) [27]*

- Press the **[V/M]** button, then adjust the generator level to  $-8.0$  dB $\mu$  (1 kHz tone @  $\pm$ 3.5 kHz deviation), then press the **[V/M]** button. Rotate the **DIAL** to select the next setting.

### *S-Meter Full-Scale Adjustment (S9) [65]*

- Press the **[V/M]** button, then adjust the generator level to +20 dB $\mu$  (1 kHz tone @  $\pm$ 3.5 kHz deviation), then press the **[V/M]** button. Rotate the **DIAL** to select the next setting.

### *Wide-FM S-Meter S-1 Adjustment (S1) [55]*

- Press the **[V/M]** button, then adjust the generator level to 0 dB $\mu$  (1 kHz tone @  $\pm$ 20 kHz deviation), then press the **[V/M]** button. Rotate the **DIAL** to select the next setting.

### *Wide-FM S-Meter Full-Scale Adjustment (S9) [79]*

- Press the **[V/M]** button, then adjust the generator level to +20 dB $\mu$  (1 kHz tone @  $\pm$ 20 kHz deviation), then press the **[V/M]** button. Rotate the **DIAL** to select the next setting.

### *High TX Power Adjustment (HP) [198]*

- Press the **[V/M]** button, then transmit, and adjust the output power level for 5.0 W  $\pm$ 0.3 W by rotating the **DIAL**, then press the **[V/M]** button. Rotate the **DIAL** to select the next setting.

# Alignment

## *L3 Tx Power Adjustment (LP3) [159]*

- Press the **[V/M]** button, then transmit, and adjust the output power level for 2.5 W  $\pm$ 0.2 W by rotating the **DIAL**, then press the **[V/M]** button. Rotate the **DIAL** to select the next setting.

## *L2 Tx Power Adjustment (LP2) [124]*

- Press the **[V/M]** button, then transmit, and adjust the output power level for 1.0 W  $\pm$ 0.1 W by rotating the **DIAL**, then press the **[V/M]** button. Rotate the **DIAL** to select the next setting.

## *L1 Tx Power Adjustment (LP1) [96]*

- Press the **[V/M]** button, then transmit, and adjust the output power level for 0.3 W  $\pm$ 0.1 W by rotating the **DIAL**, then press the **[V/M]** button. Rotate the **DIAL** to select the next setting.

## *TX Deviation Adjustment (DEU) [100]*

- Inject a 1 kHz audio tone at a level of 50mV (rms) to the MIC jack. Press the **[V/M]** button, then transmit and adjust the deviation for 4.2 kHz  $\pm$ 0.2 kHz by rotating **DIAL**, then press the **[V/M]** button. Rotate the **DIAL** to select the next setting.

## *CTCSS Tx Deviation Adjustment (100) [18]*

- Press the **[V/M]** button, then transmit and adjust the deviation for 0.6 kHz  $\pm$ 0.05 kHz by rotating **DIAL**, then press the **[V/M]** button. Rotate the **DIAL** to select the next setting.

## *DCS Tx Deviation Adjustment (DCS) [56]*

- Press the **[V/M]** button, then transmit and adjust the deviation for 0.6 kHz  $\pm$ 0.05 kHz by rotating **DIAL**, then press the **[V/M]** button. Rotate the **DIAL** to select the next setting.

This completes the 144 MHz band internal alignment routine; press the **[BAND]** button to activate the 220 MHz band internal alignment routine.

## **220 MHz Band Alignment**

### *Squelch Preset Threshold (THL) [167]*

- Press the **[V/M]** button, then inject a  $-12.0$  dB $\mu$  RF signal (1 kHz tone @  $\pm$ 3.5 kHz deviation). Press the **[V/M]** button, then rotate the **DIAL** to select the next setting.

### *Squelch Preset Tight (TLG) [136]*

- Press the **[V/M]** button, then adjust the generator level to  $-4.0$  dB $\mu$ , then press the **[V/M]** button. Rotate the **DIAL** to select the next setting.

### *S-Meter S-1 Adjustment (S1) [27]*

- Press the **[V/M]** button, then adjust the generator level to  $-8.0$  dB $\mu$  (1 kHz tone @  $\pm$ 3.5 kHz deviation), then press the **[V/M]** button. Rotate the **DIAL** to select the next setting.

### *S-Meter Full-Scale Adjustment (S9) [66]*

- Press the **[V/M]** button, then adjust the generator level to  $+20$  dB $\mu$  (1 kHz tone @  $\pm$ 3.5 kHz deviation), then press the **[V/M]** button. Rotate the **DIAL** to select the next setting.

### *Wide-FM S-Meter S-1 Adjustment (S1) [53]*

- Press the **[V/M]** button, then adjust the generator level to 0 dB $\mu$  (1 kHz tone @  $\pm$ 20 kHz deviation), then press the **[V/M]** button. Rotate the **DIAL** to select the next setting.

### *Wide-FM S-Meter Full-Scale Adjustment (S9) [77]*

- Press the **[V/M]** button, then adjust the generator level to  $+20$  dB $\mu$  (1 kHz tone @  $\pm$ 20 kHz deviation), then press the **[V/M]** button. Rotate the **DIAL** to select the next setting.

### *High TX Power Adjustment (HP) [132] (USA version only)*

- Press the **[V/M]** button, then transmit, and adjust the output power level for 1.5 W  $\pm$ 0.3 W by rotating the **DIAL**, then press the **[V/M]** button. Rotate the **DIAL** to select the next setting.

### *LOW3 Tx Power Adjustment (LP3) [120] (USA version only)*

- Press the **[V/M]** button, then transmit, and adjust the output power level for 1.0 W  $\pm$ 0.2 W by rotating the **DIAL**, then press the **[V/M]** button. Rotate the **DIAL** to select the next setting.

### *L2 Tx Power Adjustment (LP2) [103] (USA version only)*

- Press the **[V/M]** button, then transmit, and adjust the output power level for 0.5 W  $\pm$ 0.1 W by rotating the **DIAL**, then press the **[V/M]** button. Rotate the **DIAL** to select the next setting.

### *L1 Tx Power Adjustment (LP1) [89] (USA version only)*

- Press the **[V/M]** button, then transmit, and adjust the output power level for 0.2 W  $\pm$ 0.1 W by rotating the **DIAL**, then press the **[V/M]** button. Rotate the **DIAL** to select the next setting.

## *TX Deviation Adjustment (DEU) [62] (USA version only)*

- Press the **[V/M]** button, then inject a 1 kHz audio tone at a level of 50mV (rms) to the MIC jack. Press the **[V/M]** button, then transmit and adjust the deviation for 4.2 kHz  $\pm 0.2$  kHz by rotating **DIAL**, then press the **[V/M]** button. Rotate the **DIAL** to select the next setting.

## *CTCSS Tx Deviation Adjustment (100) [29] (USA version only)*

- Press the **[V/M]** button, then transmit and adjust the deviation for 0.6 kHz  $\pm 0.05$  kHz by rotating **DIAL**, then press the **[V/M]** button. Rotate the **DIAL** to select the next setting.

## *DCS Tx Deviation Adjustment (DCS) [30] (USA version only)*

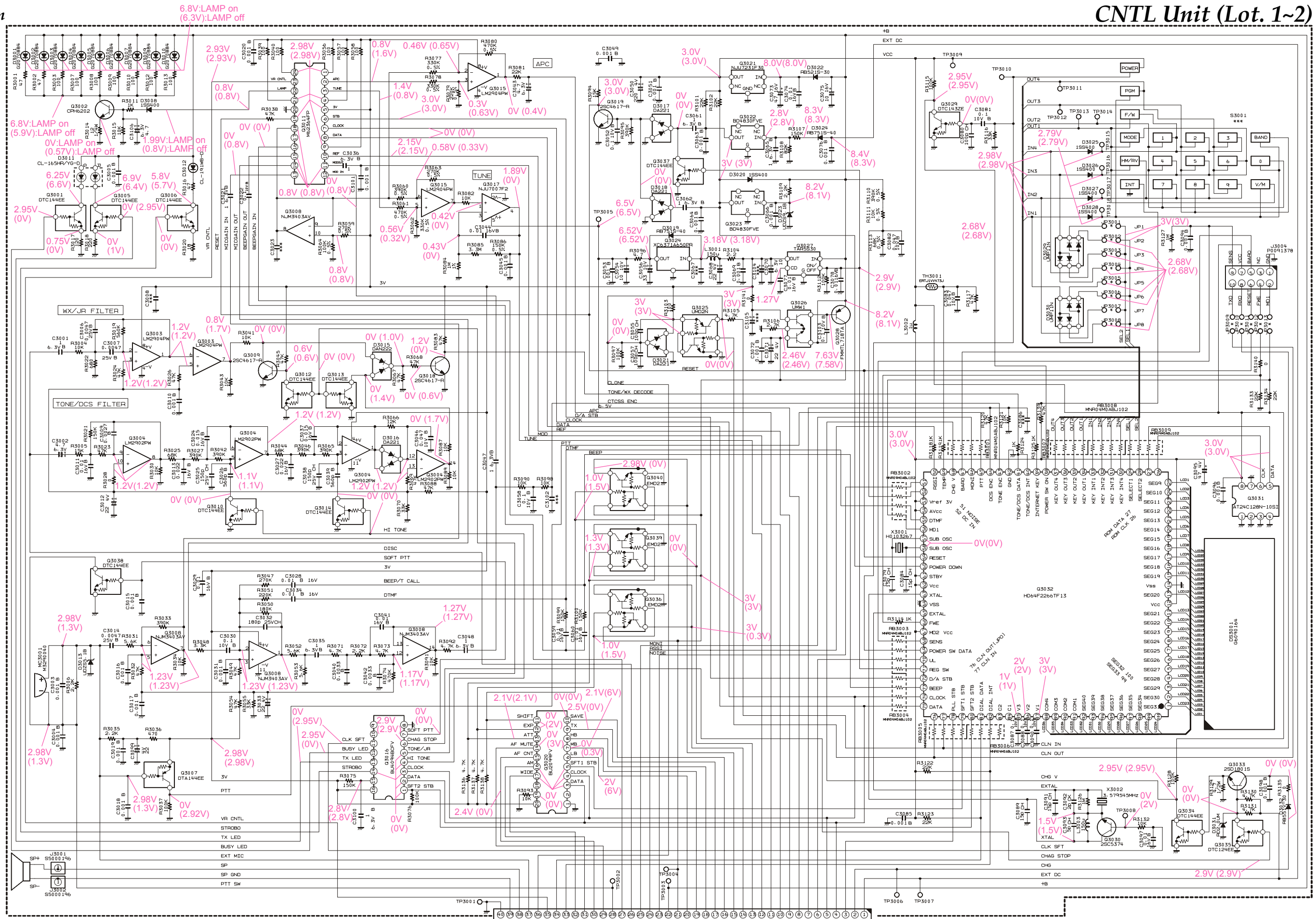
- Press the **[V/M]** button, then transmit and adjust the deviation for 0.8 kHz  $\pm 0.05$  kHz by rotating **DIAL**, then press the **[V/M]** button.

This completes the internal alignment routine for all bands. To save all settings and exit, press the **[HM/RV]** button.

*Alignment*  
*Note:*

downloaded by  
[www.radioamatore.info](http://www.radioamatore.info)





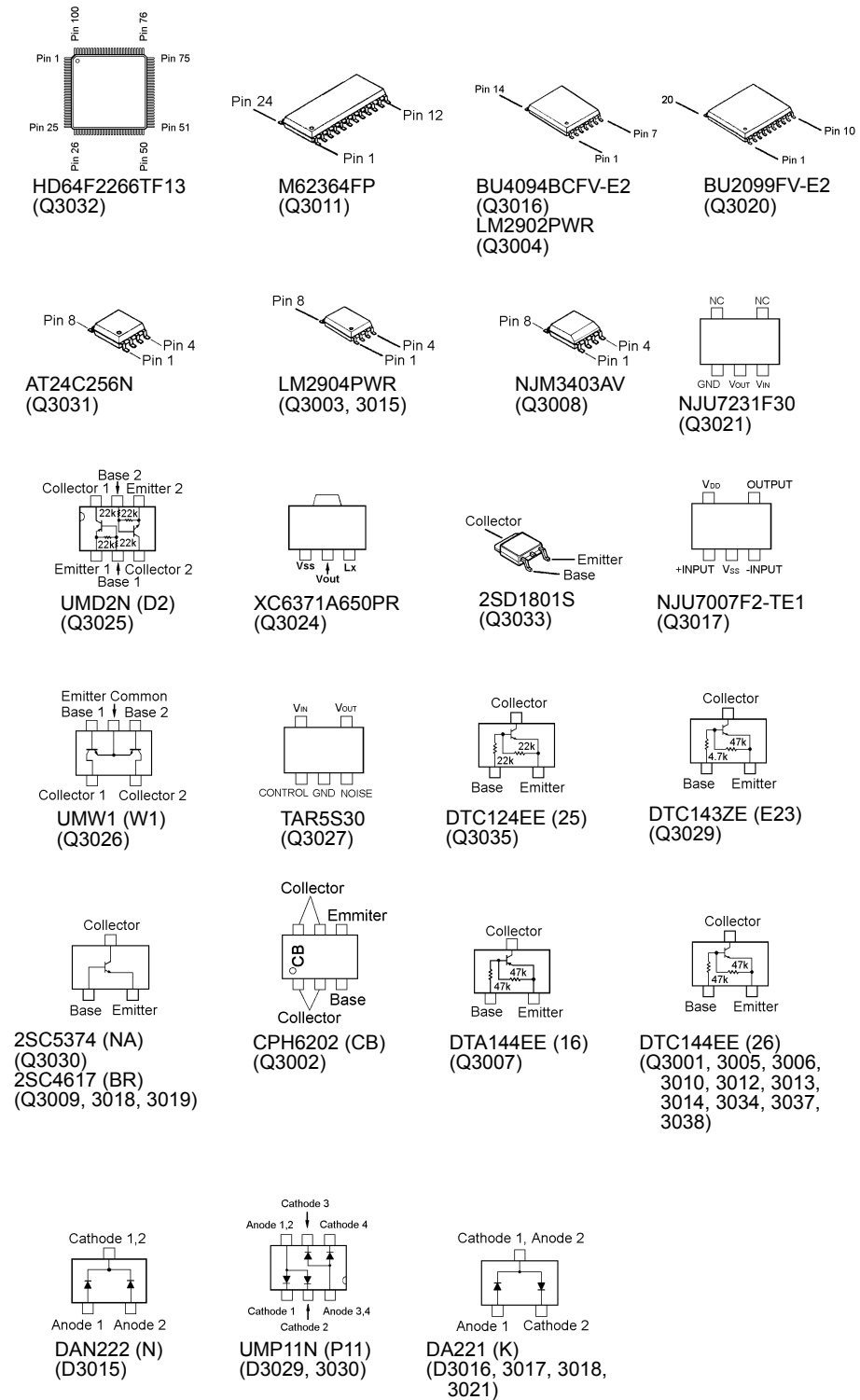
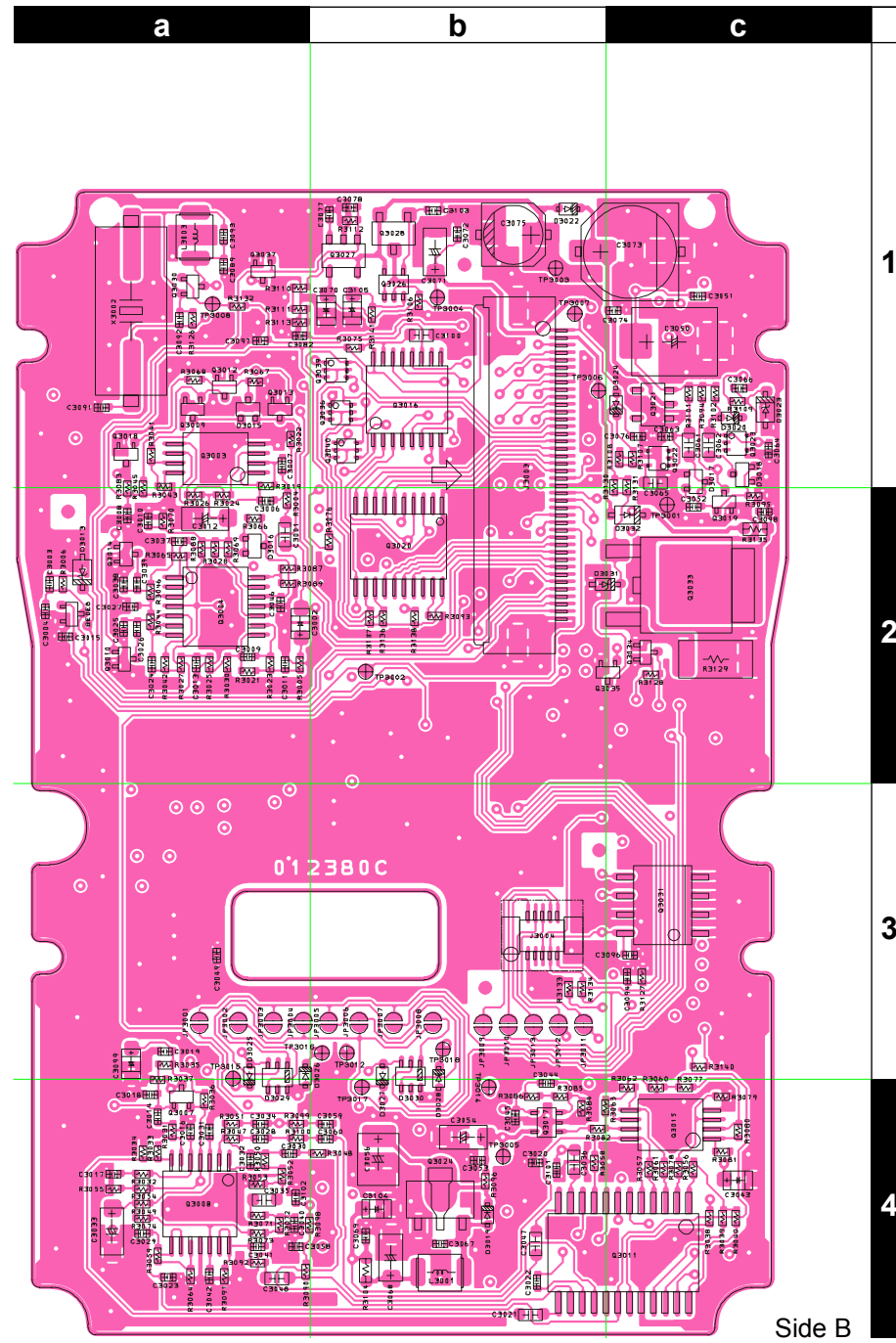
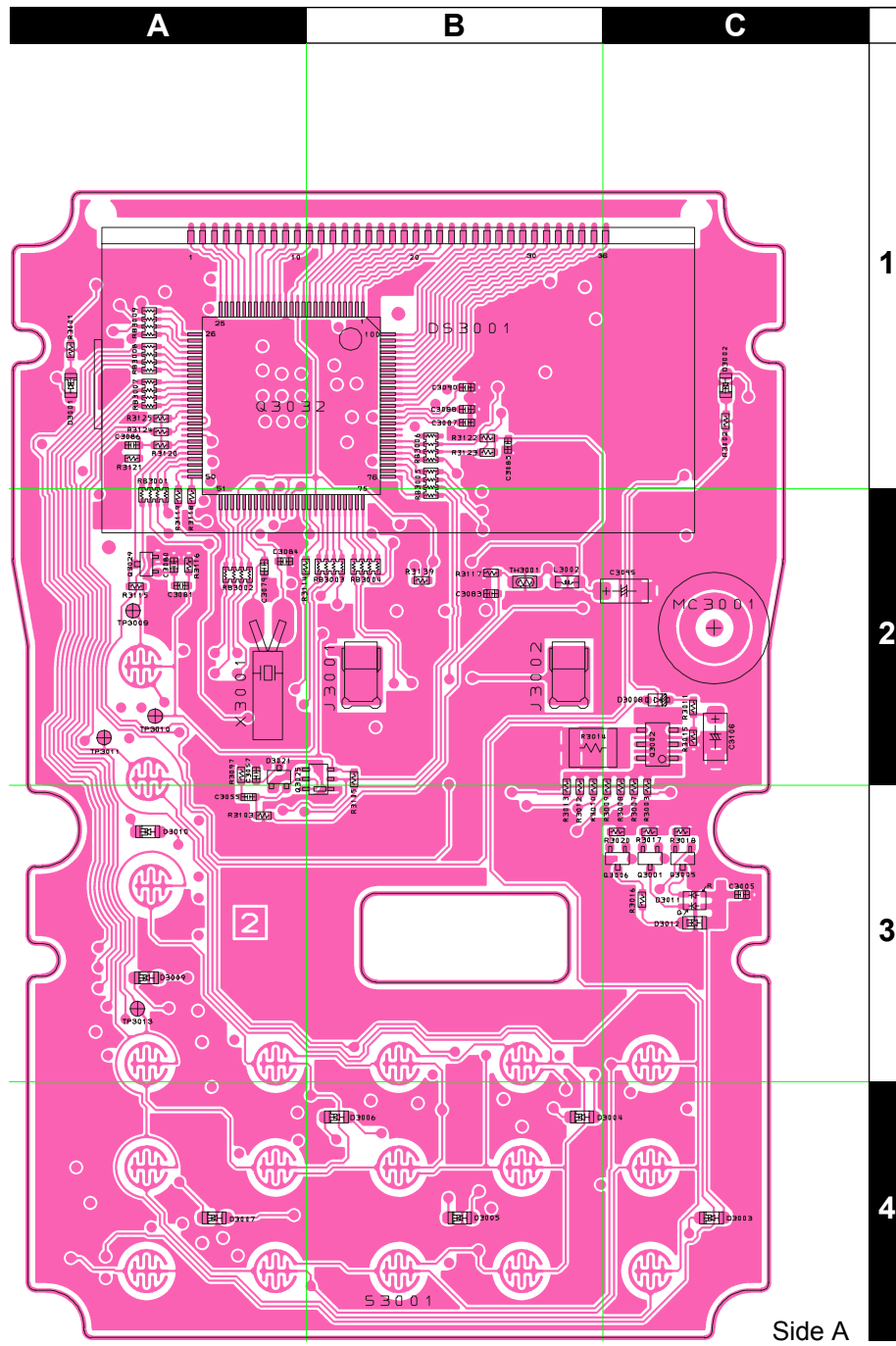
NOTE:  
 RESISTOR VALUES ARE IN  $\Omega$ , 1/16W ;  
 CAPACITOR VALUES ARE IN  $\mu$ F, 50V ;  
 (T) CAPACITOR VALUES ARE TANTALUM ;  
 ELECTROLYTIC CAPACITORS ARE IN  $\mu$ F, 16V ;  
 INDUCTOR VALUES ARE IN H ;  
 COIL VALUES ARE IN H ;  
 UNLESS OTHERWISE NOTED.

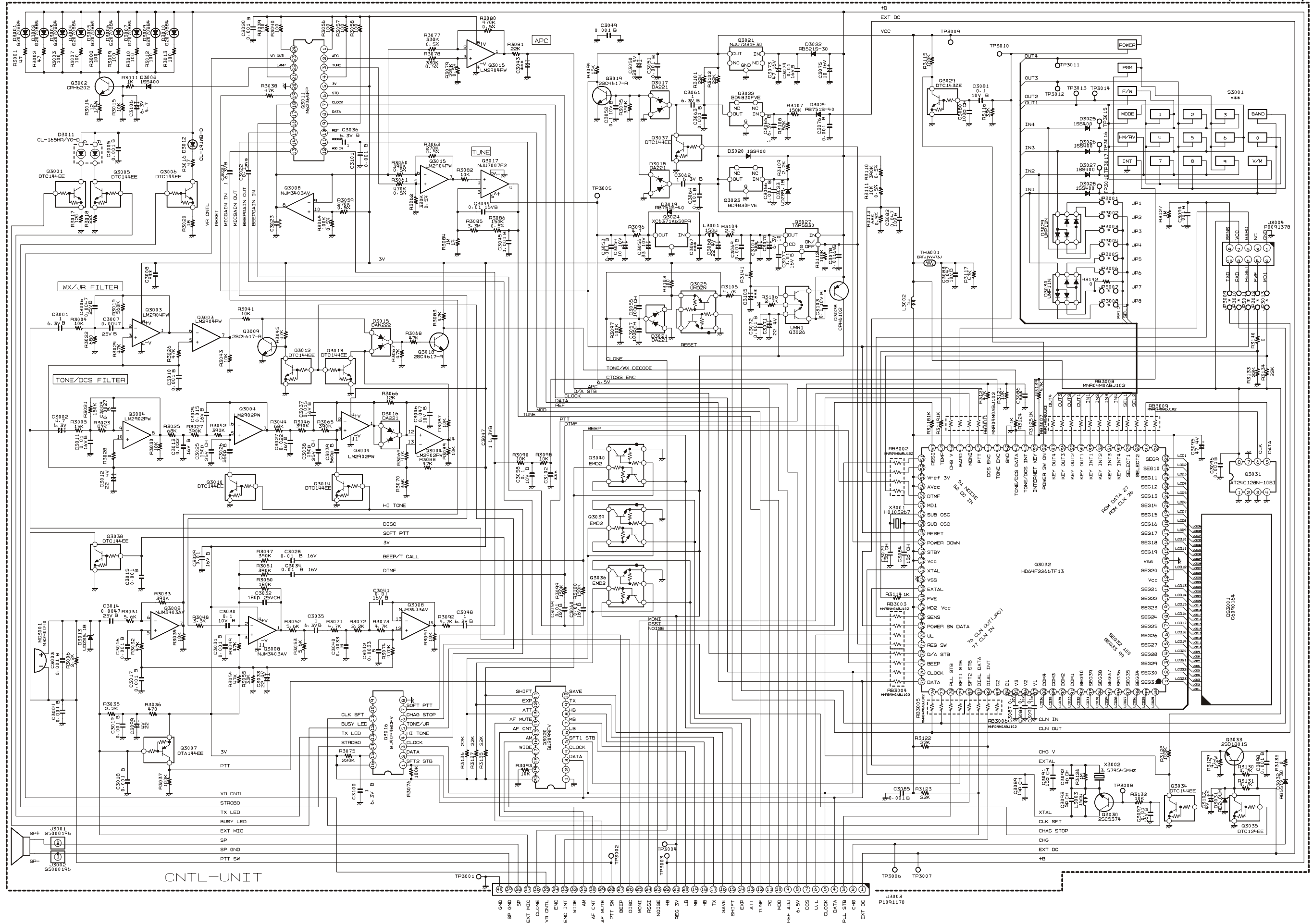
xx : RX  
 (xx) : TX

Frequency: 145.000 MHz, TX Power: Low1, EXT DC: 8.4 V

# CNTL Unit (Lot. 1~2)

## Parts Layout

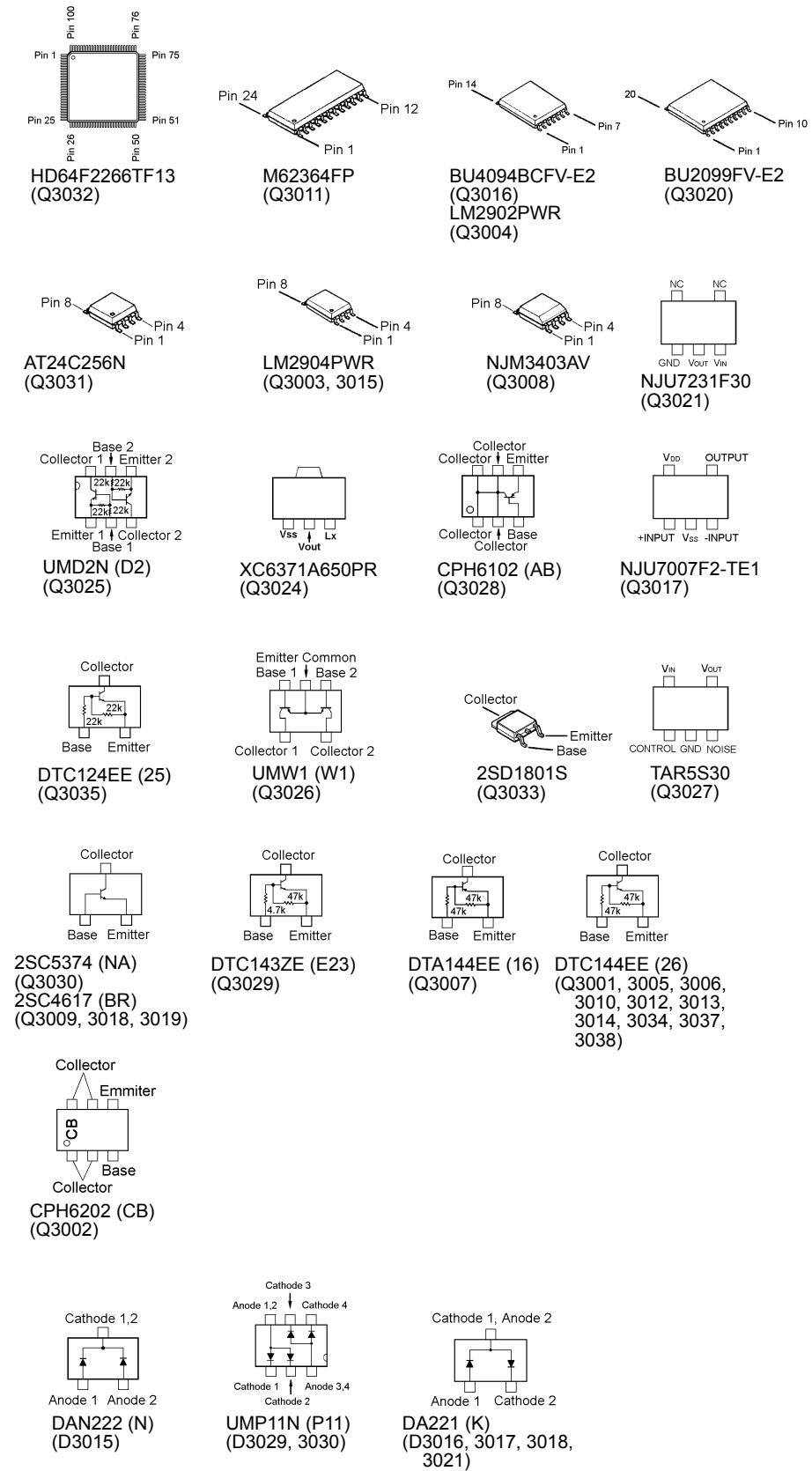
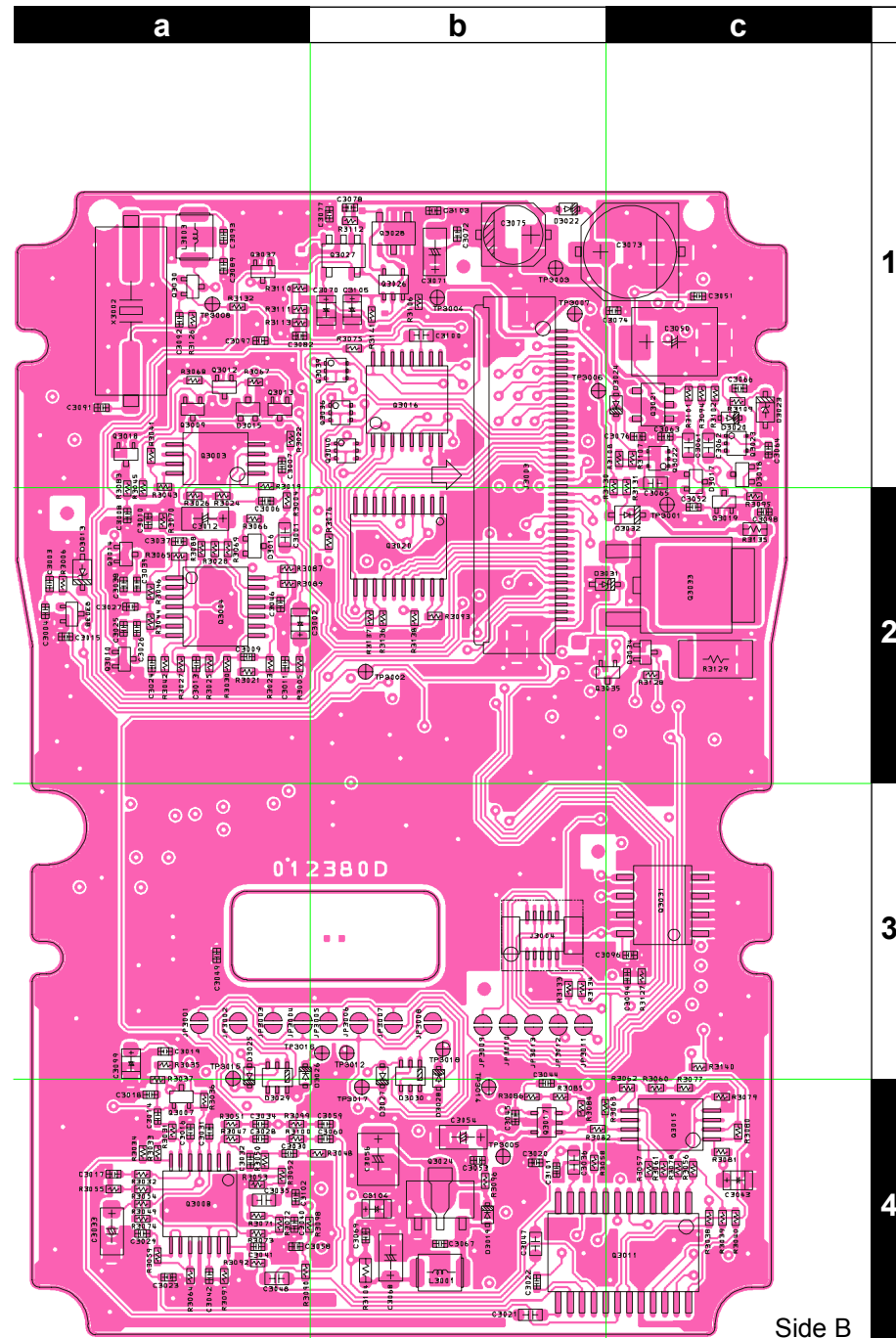
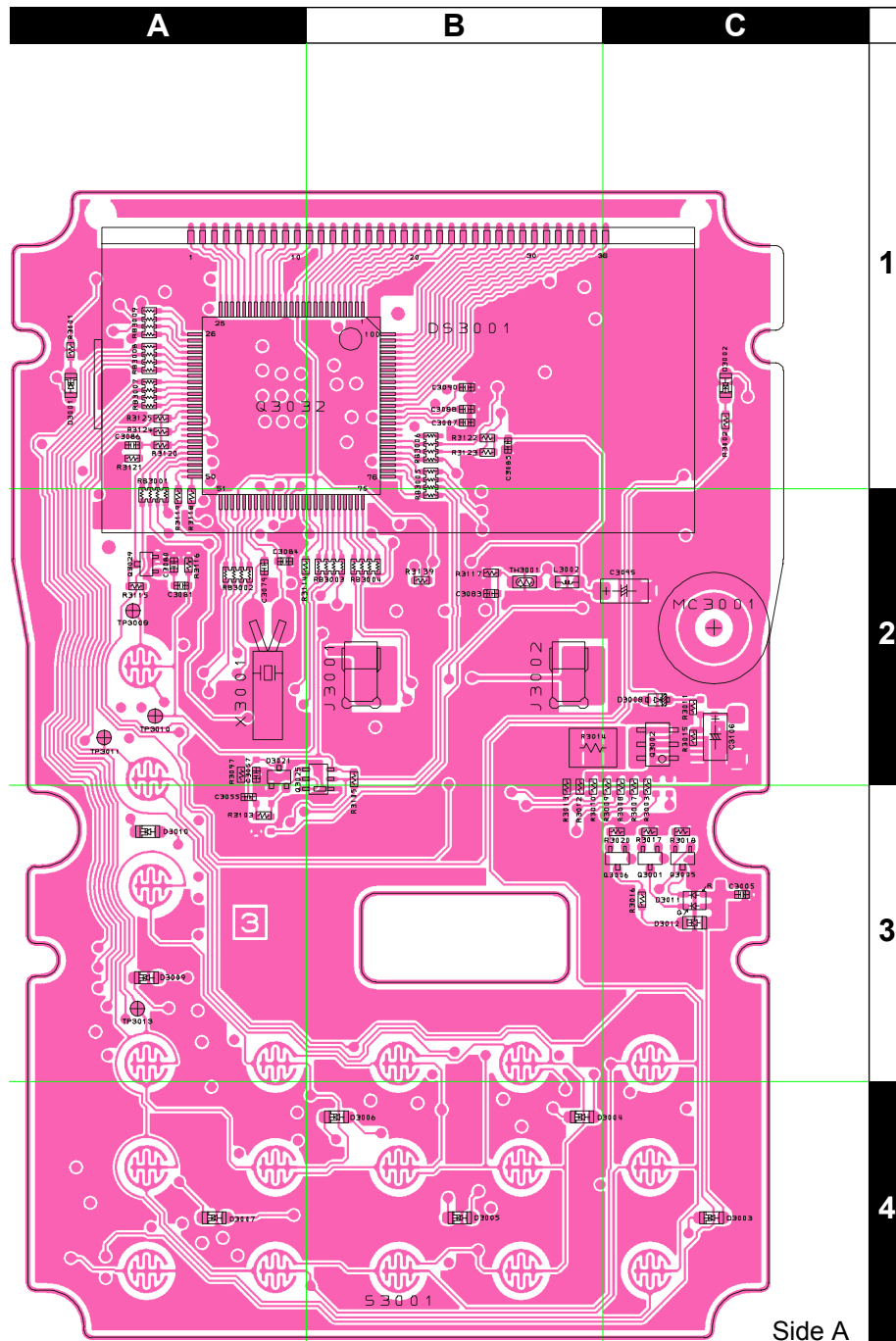




CNTL-UNIT

# CNTL Unit (Lot. 3~)

## Parts Layout



downloaded by  
www.radioamatore.info

Parts List

REF.	DESCRIPTION	VALUE	V/W	TOL.	MFR'S DESIG	VXSTD P/N	VERS.	LOT.	SIDE	LAY ADR.
*** CNTL UNIT ***										
PCB with Components						CB2944002	DST:USA, TYP:AU2			
						CB2944003	DST:EXP, TYP:A1			
						CB2944004	DST:EXP, TYP:A2			
						CB2944005	DST:EXP, TYP:A3			
						CB2944006	DST:EU, TYP:B1			
						CB2944007	DST:EU, TYP:B2			
						CB2944008	DST:EXP, TYP:B3			
						CB2944009	DST:EU, TYP:C1			
						CB2944010	DST:EU, TYP:C2			
						CB2944011	DST:EXP, TYP:C3			
						CB2944012	DST:EU, TYP:D1			
						CB2944013	DST:EU, TYP:D2			
						CB2944014	DST:AUS, TYP:H1			
						CB2944015	DST:AUS, TYP:H2			
Printed Circuit Board						FR012380C		1-		
						FR012380D		3-		
C 3001	CHIP CAP.	1uF	6.3V	B	GRM39B105K6.3PT	K22084801		1-	B	a2
C 3002	CHIP TA.CAP.	4.7uF	6.3V		TESVSP0J475M-8R	K78080053		1-	B	a2
C 3003	CHIP CAP.	0.001uF	50V	B	GRM36B102K50PT	K22178809		1-	B	a2
C 3004	CHIP CAP.	0.001uF	50V	B	GRM36B102K50PT	K22178809		1-	B	a2
C 3005	CHIP CAP.	0.001uF	50V	B	GRM36B102K50PT	K22178809		1-	A	C3
C 3006	CHIP CAP.	0.0047uF	25V	B	TMK105B472KW-F	K22148831		1-	B	a2
C 3007	CHIP CAP.	0.0047uF	25V	B	TMK105B472KW-F	K22148831		1-	B	a1
C 3009	CHIP CAP.	0.0027uF	50V	B	UMK105B272KW-F	K22178834		1-	B	a2
C 3010	CHIP CAP.	0.001uF	50V	B	GRM36B102K50PT	K22178809		1-	B	a2
C 3011	CHIP CAP.	0.01uF	16V	B	GRM36B103K16PT	K22128804		1-	B	a2
C 3012	CHIP TA.CAP.	22uF	4V		TEMSVA0G226M-8R	K78060023		1-	B	a2
C 3013	CHIP CAP.	0.022uF	16V	B	EMK105B223KW-F	K22128813		1-	B	a2
C 3014	CHIP CAP.	0.0047uF	25V	B	TMK105B472KW-F	K22148831		1-	B	a4
C 3015	CHIP CAP.	0.001uF	50V	B	GRM36B102K50PT	K22178809		1-	B	a2
C 3016	CHIP CAP.	0.001uF	50V	B	GRM36B102K50PT	K22178809		1-	B	a4
C 3017	CHIP CAP.	0.001uF	50V	B	GRM36B102K50PT	K22178809		1-	B	a4
C 3018	CHIP CAP.	0.001uF	50V	B	GRM36B102K50PT	K22178809		1-	B	a4
C 3019	CHIP CAP.	0.001uF	50V	B	GRM36B102K50PT	K22178809		1-	B	a3
C 3020	CHIP CAP.	0.001uF	50V	B	GRM36B102K50PT	K22178809		1-	B	b4
C 3021	CHIP CAP.	1uF	6.3V	B	GRM39B105K6.3PT	K22084801		1-	B	b4
C 3022	CHIP CAP.	0.1uF	10V	B	GRM36B104K10PT	K22108802		1-	B	b4
C 3024	CHIP CAP.	0.015uF	16V	B	EMK105B153KW-F	K22128811		1-	B	a2
C 3025	CHIP CAP.	150pF	25V	CH	TMK105CH151JW-F	K22148242		1-	B	a2
C 3026	CHIP CAP.	560pF	50V	B	UMK105B561KW-F	K22178826		1-	B	a2
C 3027	CHIP CAP.	0.022uF	16V	B	EMK105B223KW-F	K22128813		1-	B	a2
C 3028	CHIP CAP.	0.01uF	16V	B	GRM36B103K16PT	K22128804		1-	B	a4
C 3029	CHIP CAP.	0.01uF	16V	B	GRM36B103K16PT	K22128804		1-	B	a4
C 3030	CHIP CAP.	0.1uF	10V	B	GRM36B104K10PT	K22108802		1-	B	a4
C 3031	CHIP CAP.	0.001uF	50V	B	GRM36B102K50PT	K22178809		1-	B	a4
C 3032	CHIP CAP.	180pF	25V	CH	TMK105CH181JW-F	K22148244		1-	B	a4
C 3033	CHIP TA.CAP.	22uF	4V		TEMSVA0G226M-8R	K78060023		1-	B	a4
C 3034	CHIP CAP.	0.01uF	16V	B	GRM36B103K16PT	K22128804		1-	B	a4
C 3035	CHIP CAP.	1uF	6.3V	B	GRM39B105K6.3PT	K22084801		1-	B	a4
C 3036	CHIP CAP.	1uF	6.3V	B	GRM39B105K6.3PT	K22084801		1-	B	b4
C 3037	CHIP CAP.	0.015uF	16V	B	EMK105B153KW-F	K22128811		1-	B	a2
C 3038	CHIP CAP.	150pF	25V	CH	TMK105CH151JW-F	K22148242		1-	B	a2
C 3039	CHIP CAP.	560pF	50V	B	UMK105B561KW-F	K22178826		1-	B	a2
C 3040	CHIP CAP.	0.0033uF	50V	B	GRM36B332K50PT	K22178815		1-	B	a4
C 3041	CHIP CAP.	0.01uF	16V	B	GRM36B103K16PT	K22128804		1-	B	a4
C 3042	CHIP CAP.	0.0033uF	50V	B	UMK105B332KW-F	K22178835		1-	B	a4
C 3044	CHIP CAP.	0.01uF	16V	B	GRM36B103K16PT	K22128804		1-	B	b4
C 3045	CHIP CAP.	0.001uF	50V	B	GRM36B102K50PT	K22178809		1-	B	b4
C 3046	CHIP CAP.	0.047uF	10V	B	GRM36B473K10PT	K22108801		1-	B	a2
C 3047	CHIP CAP.	1uF	6.3V	B	GRM39B105K6.3PT	K22084801		1-	B	b4
C 3048	CHIP CAP.	1uF	6.3V	B	GRM39B105K6.3PT	K22084801		1-	B	a4

# CNTL Unit

REF.	DESCRIPTION	VALUE	V/W	TOL.	MFR'S DESIG	VXSTD P/N	VERS.	LOT.	SIDE	LAY ADR.
C 3049	CHIP CAP.	0.001uF	50V	B	GRM36B102K50PT	K22178809		1-	B	a3
C 3050	CHIP TA.CAP.	220uF	4V		SK4-0G227M-RD	K78060014		1-	B	c1
C 3051	CHIP CAP.	0.001uF	50V	B	GRM36B102K50PT	K22178809		1-	B	c1
C 3052	CHIP CAP.	0.1uF	10V	B	GRM36B104K10PT	K22108802		1-	B	c2
C 3053	CHIP CAP.	0.001uF	50V	B	GRM36B102K50PT	K22178809		1-	B	b4
C 3054	CHIP TA.CAP.	10uF	10V		TEMSVA1A106M-8R	K78100028		1-	B	b4
C 3055	CHIP CAP.	100pF	50V	CH	GRM36CH101J50PT	K22178236		1-	A	A3
C 3056	CHIP TA.CAP.	33uF	10V		TEMSVB21A336M-8R	K78100047		1-	B	b4
C 3057	CHIP CAP.	100pF	50V	CH	GRM36CH101J50PT	K22178236		1-	A	A2
C 3058	CHIP CAP.	0.1uF	10V	B	GRM36B104K10PT	K22108802		1-	B	a4
C 3059	CHIP CAP.	0.01uF	16V	B	GRM36B103K16PT	K22128804		1-	B	b4
C 3060	CHIP CAP.	0.01uF	16V	B	GRM36B103K16PT	K22128804		1-	B	b4
C 3061	CHIP CAP.	1uF	6.3V	B	GRM39B105K6.3PT	K22084801		1-	B	c1
C 3062	CHIP CAP.	1uF	6.3V	B	GRM39B105K6.3PT	K22084801		1-	B	c1
C 3063	CHIP CAP.	0.001uF	50V	B	GRM36B102K50PT	K22178809		1-	B	c1
C 3064	CHIP CAP.	0.001uF	50V	B	GRM36B102K50PT	K22178809		1-	B	c1
C 3065	CHIP CAP.	1uF	6.3V	B	GRM39B105K6.3PT	K22084801		1-	B	c1
C 3066	CHIP CAP.	0.001uF	50V	B	GRM36B102K50PT	K22178809		1-	B	c1
C 3068	CHIP TA.CAP.	22uF	4V		TEMSVA0G226M-8R	K78060023		1-	B	b4
C 3069	CHIP CAP.	0.001uF	50V	B	GRM36B102K50PT	K22178809		1-	B	b4
C 3070	CHIP TA.CAP.	10uF	6.3V		TESVSP0J106M-8R	K78080055		1-	B	b1
C 3071	CHIP TA.CAP.	22uF	4V		TEMSVA0G226M-8R	K78060023		1-	B	b1
C 3072	CHIP CAP.	0.001uF	50V	B	GRM36B102K50PT	K22178809		1-	B	b1
C 3073	AL.ELECTRO.CAP.	47uF	16V		RV4-16V470MF46-RR2	K48120019		1-	B	c1
C 3074	CHIP CAP.	0.01uF	16V	B	GRM36B103K16PT	K22128804		1-	B	c1
C 3075	AL.ELECTRO.CAP.	10uF	16V		RV4-16V100MD46-RR2	K48120018		1-	B	b1
C 3076	CHIP CAP.	0.001uF	50V	B	GRM36B102K50PT	K22178809		1-	B	c1
C 3077	CHIP CAP.	0.01uF	16V	B	GRM36B103K16PT	K22128804		1-	B	a1
C 3078	CHIP CAP.	0.01uF	16V	B	GRM36B103K16PT	K22128804		1-	B	b1
C 3079	CHIP CAP.	15pF	50V	CH	GRM36CH150J50PT	K22178216		1-	A	A2
C 3080	CHIP CAP.	100pF	50V	CH	GRM36CH101J50PT	K22178236		1-	A	A2
C 3081	CHIP CAP.	0.1uF	10V	B	GRM36B104K10PT	K22108802		1-	A	A2
C 3082	CHIP CAP.	0.047uF	10V	B	GRM36B473K10PT	K22108801		1-	B	a1
C 3083	CHIP CAP.	0.047uF	10V	B	GRM36B473K10PT	K22108801		1-	A	B2
C 3084	CHIP CAP.	15pF	50V	CH	GRM36CH150J50PT	K22178216		1-	A	A2
C 3085	CHIP CAP.	0.001uF	50V	B	GRM36B102K50PT	K22178809		1-	A	B1
C 3087	CHIP CAP.	0.1uF	10V	B	GRM36B104K10PT	K22108802		1-	A	B1
C 3088	CHIP CAP.	0.1uF	10V	B	GRM36B104K10PT	K22108802		1-	A	B1
C 3089	CHIP CAP.	15pF	50V	CH	GRM36CH150J50PT	K22178216		1-	B	a1
C 3090	CHIP CAP.	0.1uF	10V	B	GRM36B104K10PT	K22108802		1-	A	B1
C 3091	CHIP CAP.	15pF	50V	CH	GRM36CH150J50PT	K22178216		1-	B	a1
C 3092	CHIP CAP.	4pF	50V	CH	UMK105CH040CW-F	K22178252		1-	B	a1
C 3093	CHIP CAP.	5pF	50V	CH	UMK105CH050CW-F	K22178253		1-	B	a1
C 3094	CHIP CAP.	0.001uF	50V	B	GRM36B102K50PT	K22178809		1-	B	c3
C 3095	CHIP TA.CAP.	47uF	4V		SK7-0G476M-RA	K78060048		1-	A	C2
C 3096	CHIP CAP.	0.001uF	50V	B	GRM36B102K50PT	K22178809		1-	B	c3
C 3097	CHIP CAP.	0.01uF	16V	B	GRM36B103K16PT	K22128804		1-	B	a1
C 3098	CHIP CAP.	0.001uF	50V	B	GRM36B102K50PT	K22178809		1-	B	c2
C 3099	CHIP TA.CAP.	22uF	4V		TESVSP0G226M-8R	K78060047		1-	B	a3
C 3100	CHIP CAP.	1uF	6.3V	B	GRM39B105K6.3PT	K22084801		1-	B	b1
C 3101	CHIP CAP.	0.001uF	50V	B	GRM36B102K50PT	K22178809		1-	B	b4
C 3103	CHIP CAP.	0.1uF	10V	B	GRM36B104K10PT	K22108802		1-	B	b1
C 3106	CHIP TA.CAP.	4.7uF	6.3V		TEMSVA0J475M-8R	K78080017		1-	A	C2
C 3107	CHIP TA.CAP.	22uF	4V		TESVSP0G226M-8R	K78060047		1-	B	b2
D 3001	LED				19-215UYOC/S530-A2/TR8	G2070884		1-	A	A1
D 3002	LED				19-215UYOC/S530-A2/TR8	G2070884		1-	A	C1
D 3003	LED				19-215UYOC/S530-A2/TR8	G2070884		1-	A	C4
D 3004	LED				19-215UYOC/S530-A2/TR8	G2070884		1-	A	B4
D 3005	LED				19-215UYOC/S530-A2/TR8	G2070884		1-	A	B4
D 3006	LED				19-215UYOC/S530-A2/TR8	G2070884		1-	A	B4
D 3007	LED				19-215UYOC/S530-A2/TR8	G2070884		1-	A	A4
D 3008	DIODE				1SS400 TE61	G2070634		1-	A	C2

REF.	DESCRIPTION	VALUE	V/W	TOL.	MFR'S DESIG	VXSTD P/N	VERS.	LOT.	SIDE	LAY ADR.
D 3009	LED				19-215UYOC/S530-A2/TR8	G2070884		1-	A	A3
D 3010	LED				19-215UYOC/S530-A2/TR8	G2070884		1-	A	A3
D 3011	LED				CL-165HR/YG-D-T	G2070860		1-	A	C3
D 3012	LED				CL-191WB-D(TAPE)	G2070952		1-	A	C3
D 3013	DIODE				UDZS TE-17 5.1B	G2070908		1-	B	a2
D 3015	DIODE				DAN222 TL	G2070174		1-	B	a1
D 3016	DIODE				DA221 TL	G2070178		1-	B	a2
D 3017	DIODE				DA221 TL	G2070178		1-	B	c1
D 3018	DIODE				DA221 TL	G2070178		1-	B	c1
D 3019	DIODE				RB751S-40TE61	G2070850		1-	B	b4
D 3020	DIODE				1SS400 TE61	G2070634		1-	B	c1
D 3021	DIODE				DA221 TL	G2070178		1-	A	A2
D 3022	DIODE				RB521S-30 TE61	G2070642		1-	B	b1
D 3023	DIODE				UDZS TE-17 9.1B	G2070868		1-	B	c1
D 3024	DIODE				RB751S-40TE61	G2070850		1-	B	c1
D 3025	DIODE				1SS400 TE61	G2070634		1-	B	a3
D 3026	DIODE				1SS400 TE61	G2070634		1-	B	a3
D 3027	DIODE				1SS400 TE61	G2070634		1-	B	b3
D 3028	DIODE				1SS400 TE61	G2070634		1-	B	b3
D 3029	DIODE				UMP11N TN	G2070646		1-	B	a3
D 3030	DIODE				UMP11N TN	G2070646		1-	B	b3
D 3031	DIODE				RD2.0UM-T2	G2070190		1-	B	b2
D 3032	DIODE				RB551V-30 TE-17	G2070892		1-	B	c2
DS3001	LCD				AH021M	G6090164		1-	A	B1
J 3001	SHIELD FINGER				2026 3100012	S5000196		1-	A	B2
J 3002	SHIELD FINGER				2026 3100012	S5000196		1-	A	B2
J 3003	CONNECTOR				9637S-40-Y905	P1091170		1-	B	b1
J 3004	CONNECTOR				AXK6F10345YP	P0091378		1-	B	b3
L 3001	M.RFC	150uH			FLC32P-T-151K	L1690661		1-	B	b4
L 3002	M.RFC	1uH			LK1608 1R0K-T	L1690687		1-	A	B2
L 3003	M.RFC	150uH			FLC32T-151J	L1690229		1-	B	a1
MC3001	MICROPHONE ELEMENT				SKB-2244S-C1033MG	M3290040		1-	A	C2
Q 3001	TRANSISTOR				DTC144EE TL	G3070075		1-	A	C3
Q 3002	TRANSISTOR				CPH6202-TL	G3070265		1-	A	C2
Q 3003	IC				LM2904PWR	G1094010		1-	B	a1
Q 3004	IC				LM2902PWR	G1094009		1-	B	a2
Q 3005	TRANSISTOR				DTC144EE TL	G3070075		1-	A	C3
Q 3006	TRANSISTOR				DTC144EE TL	G3070075		1-	A	C3
Q 3007	TRANSISTOR				DTA144EE TL	G3070074		1-	B	a4
Q 3008	IC				NJM3403AV-TE1	G1092215		1-	B	a4
Q 3009	TRANSISTOR				2SC4617 TL R	G3346178R		1-	B	a1
Q 3010	TRANSISTOR				DTC144EE TL	G3070075		1-	B	a2
Q 3011	IC				M62364FP 600D	G1093033		1-	B	c4
Q 3012	TRANSISTOR				DTC144EE TL	G3070075		1-	B	a1
Q 3013	TRANSISTOR				DTC144EE TL	G3070075		1-	B	a1
Q 3014	TRANSISTOR				DTC144EE TL	G3070075		1-	B	a2
Q 3015	IC				LM2904PWR	G1094010		1-	B	c4
Q 3016	IC				BU4094BCFV-E2	G1093527		1-	B	b1
Q 3017	IC				NJU7007F2-TE1	G1093617		1-	B	b4
Q 3018	TRANSISTOR				2SC4617 TL R	G3346178R		1-	B	a1
Q 3019	TRANSISTOR				2SC4617 TL R	G3346178R		1-	B	c2
Q 3020	IC				BU2099FV-E2	G1093243		1-	B	b2
Q 3021	IC				NJU7231F30-TE1	G1093512		1-	B	c1
Q 3022	IC				BD4830FVE-TR	G1094121		1-	B	c1
Q 3023	IC				BD4830FVE-TR	G1094121		1-	B	c1
Q 3024	IC				XC6371A650PR	G1094017		1-	B	b4
Q 3025	TRANSISTOR				UMD2N TR	G3070076		1-	A	B2
Q 3026	TRANSISTOR				UMW1 TR	G3070078		1-	B	b1
Q 3027	IC				TAR5S30(TE85L)	G1093570		1-	B	b1
Q 3028	TRANSISTOR				FMMTL718TA	G3070335		1-	B	b1
Q 3028	TRANSISTOR				CPH6102-TL	G3070223		3-	B	b1
Q 3029	TRANSISTOR				DTC143ZE TL	G3070102		1-	A	A2

# CNTL Unit

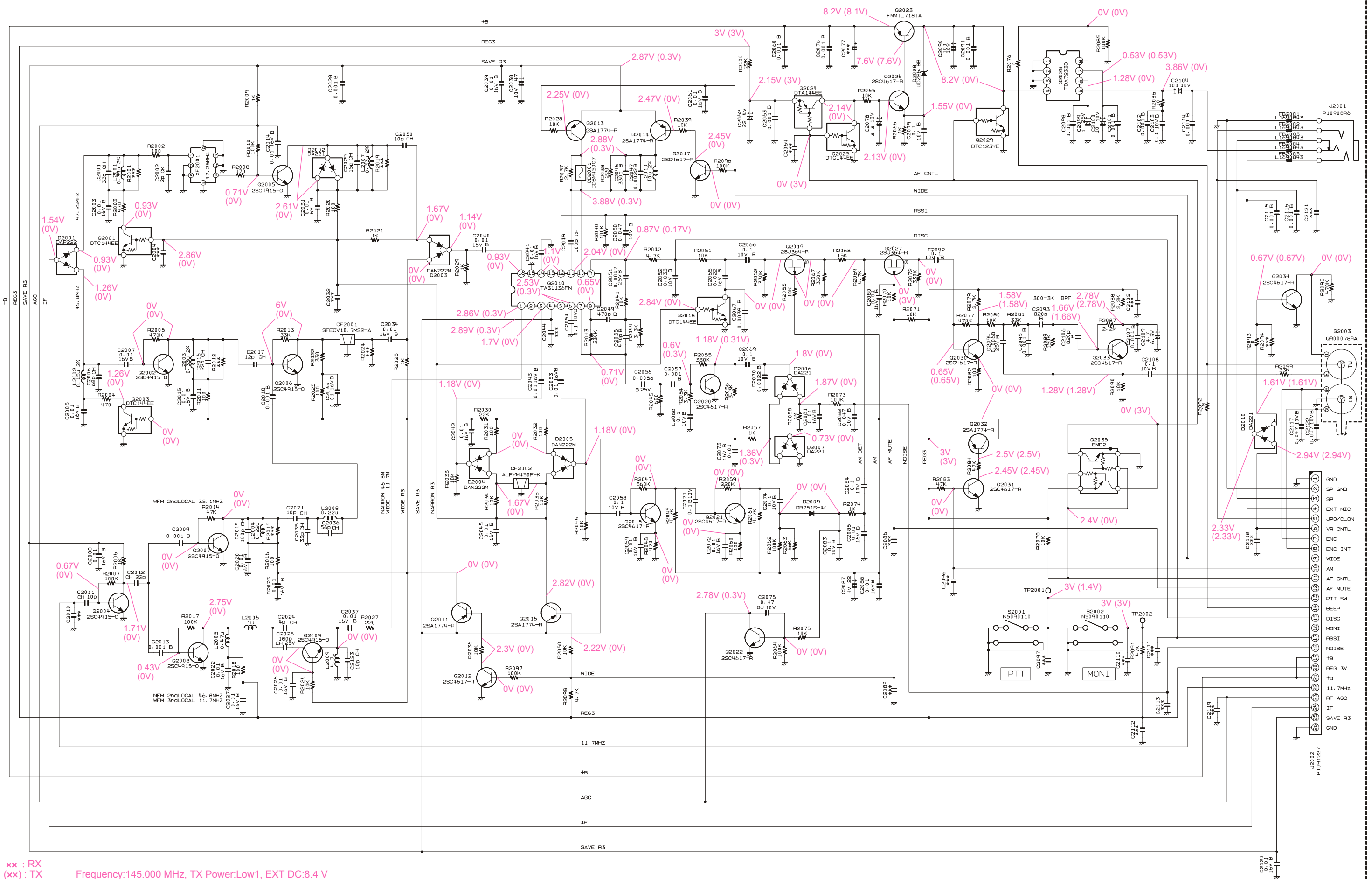
REF.	DESCRIPTION	VALUE	V/W	TOL.	MFR'S DESIG	VXSTD P/N	VERS.	LOT.	SIDE	LAY ADR.
Q 3030	TRANSISTOR				2SC5374-TL	G3353748		1-	B	a1
Q 3031	IC				AT24C256N-10SI-1.8	G1093837		1-	B	c3
Q 3032	IC				HD64F2266TF13	✘		1-	A	A1
Q 3033	TRANSISTOR				2SD1801S-TL	G3418018S		1-	B	c2
Q 3034	TRANSISTOR				DTC144EE TL	G3070075		1-	B	c2
Q 3035	TRANSISTOR				DTC124EE TL	G3070109		1-	B	b2
Q 3036	TRANSISTOR				EMD2 T2R	G3070312		1-	B	b1
Q 3037	TRANSISTOR				DTC144EE TL	G3070075		1-	B	a1
Q 3038	TRANSISTOR				DTC144EE TL	G3070075		1-	B	a2
Q 3039	TRANSISTOR				EMD2 T2R	G3070312		1-	B	b1
Q 3040	TRANSISTOR				EMD2 T2R	G3070312		1-	B	b1
R 3001	CHIP RES.	47	1/16W	5%	RMC1/16S 470JTH	J24189009		1-	A	A1
R 3002	CHIP RES.	47	1/16W	5%	RMC1/16S 470JTH	J24189009		1-	A	C1
R 3003	CHIP RES.	100	1/16W	5%	RMC1/16S 101JTH	J24189013		1-	A	C3
R 3004	CHIP RES.	10k	1/16W	5%	RMC1/16S 103JTH	J24189037		1-	B	a2
R 3005	CHIP RES.	15k	1/16W	5%	RMC1/16S 153JTH	J24189039		1-	B	a2
R 3006	CHIP RES.	2.2k	1/16W	5%	RMC1/16S 222JTH	J24189029		1-	B	a2
R 3007	CHIP RES.	100	1/16W	5%	RMC1/16S 101JTH	J24189013		1-	A	C3
R 3008	CHIP RES.	100	1/16W	5%	RMC1/16S 101JTH	J24189013		1-	A	C3
R 3009	CHIP RES.	100	1/16W	5%	RMC1/16S 101JTH	J24189013		1-	A	C3
R 3010	CHIP RES.	100	1/16W	5%	RMC1/16S 101JTH	J24189013		1-	A	C3
R 3011	CHIP RES.	1k	1/16W	5%	RMC1/16S 102JTH	J24189025		1-	A	C2
R 3012	CHIP RES.	100	1/16W	5%	RMC1/16S 101JTH	J24189013		1-	A	B3
R 3013	CHIP RES.	100	1/16W	5%	RMC1/16S 101JTH	J24189013		1-	A	B3
R 3014	CHIP RES.	12	1/4W	5%	RMC1/4 120JATP	J24245120		1-	A	C2
R 3015	CHIP RES.	10k	1/16W	5%	RMC1/16S 103JTH	J24189037		1-	A	C2
R 3016	CHIP RES.	47	1/16W	5%	RMC1/16S 470JTH	J24189009		1-	A	C3
R 3017	CHIP RES.	120	1/16W	5%	RMC1/16S 121JTH	J24189014		1-	A	C3
R 3018	CHIP RES.	220	1/16W	5%	RMC1/16S 221JTH	J24189017		1-	A	C3
R 3019	CHIP RES.	560k	1/16W	5%	RMC1/16S 564JTH	J24189058		1-	B	a1
R 3020	CHIP RES.	18	1/16W	5%	RMC1/16S 180JTH	J24189004		1-	A	C3
R 3021	CHIP RES.	150k	1/16W	5%	RMC1/16S 154JTH	J24189051		1-	B	a2
R 3022	CHIP RES.	680	1/16W	5%	RMC1/16S 681JTH	J24189023		1-	B	a1
R 3023	CHIP RES.	47k	1/16W	5%	RMC1/16S 473JTH	J24189045		1-	B	a2
R 3024	CHIP RES.	47k	1/16W	5%	RMC1/16S 473JTH	J24189045		1-	B	a2
R 3025	CHIP RES.	68k	1/16W	5%	RMC1/16S 683JTH	J24189047		1-	B	a2
R 3026	CHIP RES.	47k	1/16W	5%	RMC1/16S 473JTH	J24189045		1-	B	a2
R 3027	CHIP RES.	390k	1/16W	5%	RMC1/16S 394JTH	J24189056		1-	B	a2
R 3028	CHIP RES.	0	1/16W	5%	RMC1/16S JPTH	J24189070		1-	B	a2
R 3030	CHIP RES.	10k	1/16W	5%	RMC1/16S 103JTH	J24189037		1-	B	a2
R 3031	CHIP RES.	5.6k	1/16W	5%	RMC1/16S 562JTH	J24189034		1-	B	a4
R 3032	CHIP RES.	47k	1/16W	5%	RMC1/16S 473JTH	J24189045		1-	B	a4
R 3033	CHIP RES.	390k	1/16W	5%	RMC1/16S 394JTH	J24189056		1-	B	a4
R 3034	CHIP RES.	10k	1/16W	5%	RMC1/16S 103JTH	J24189037		1-	B	a4
R 3035	CHIP RES.	2.2k	1/16W	5%	RMC1/16S 222JTH	J24189029		1-	B	a3
R 3036	CHIP RES.	470	1/16W	5%	RMC1/16S 471JTH	J24189021		1-	B	a4
R 3037	CHIP RES.	100k	1/16W	5%	RMC1/16S 104JTH	J24189049		1-	B	a4
R 3038	CHIP RES.	47k	1/16W	5%	RMC1/16S 473JTH	J24189045		1-	B	c4
R 3039	CHIP RES.	100	1/16W	5%	RMC1/16S 101JTH	J24189013		1-	B	c4
R 3040	CHIP RES.	100	1/16W	5%	RMC1/16S 101JTH	J24189013		1-	B	c4
R 3041	CHIP RES.	10k	1/16W	5%	RMC1/16S 103JTH	J24189037		1-	B	a1
R 3042	CHIP RES.	390k	1/16W	5%	RMC1/16S 394JTH	J24189056		1-	B	a2
R 3043	CHIP RES.	10k	1/16W	5%	RMC1/16S 103JTH	J24189037		1-	B	a1
R 3044	CHIP RES.	68k	1/16W	5%	RMC1/16S 683JTH	J24189047		1-	B	a2
R 3045	CHIP RES.	47k	1/16W	5%	RMC1/16S 473JTH	J24189045		1-	B	a2
R 3046	CHIP RES.	390k	1/16W	5%	RMC1/16S 394JTH	J24189056		1-	B	a2
R 3047	CHIP RES.	390k	1/16W	5%	RMC1/16S 394JTH	J24189056		1-	B	a4
R 3048	CHIP RES.	3.3k	1/16W	5%	RMC1/16S 332JTH	J24189031		1-	B	b4
R 3049	CHIP RES.	47k	1/16W	5%	RMC1/16S 473JTH	J24189045		1-	B	a4
R 3050	CHIP RES.	180k	1/16W	5%	RMC1/16S 184JTH	J24189052		1-	B	a4
R 3051	CHIP RES.	390k	1/16W	5%	RMC1/16S 394JTH	J24189056		1-	B	a4
R 3052	CHIP RES.	5.6k	1/16W	5%	RMC1/16S 562JTH	J24189034		1-	B	a4



REF.	DESCRIPTION	VALUE	V/W	TOL.	MFR'S DESIG	VXSTD P/N	VERS.	LOT.	SIDE	LAY ADR.
R 3053	CHIP RES.	5.6k	1/16W	5%	RMC1/16S 562JTH	J24189034		1-	B	a4
R 3054	CHIP RES.	47k	1/16W	5%	RMC1/16S 473JTH	J24189045		1-	B	a4
R 3055	CHIP RES.	33k	1/16W	5%	RMC1/16S 333JTH	J24189043		1-	B	a4
R 3056	CHIP RES.	100	1/16W	5%	RMC1/16S 101JTH	J24189013		1-	B	c4
R 3057	CHIP RES.	100	1/16W	5%	RMC1/16S 101JTH	J24189013		1-	B	c4
R 3058	CHIP RES.	100	1/16W	5%	RMC1/16S 101JTH	J24189013		1-	B	b4
R 3059	CHIP RES.	270k	1/16W	0.5%	MCR01MZPD2703	J24189329		1-	B	a4
R 3060	CHIP RES.	390k	1/16W	0.5%	MCR01MZPD3903	J24189331		1-	B	c4
R 3061	CHIP RES.	470k	1/16W	0.5%	MCR01MZPD4703	J24189332		1-	B	c4
R 3062	CHIP RES.	330k	1/16W	0.5%	MCR01MZPD3303	J24189330		1-	B	c4
R 3063	CHIP RES.	270k	1/16W	0.5%	MCR01MZPD2703	J24189329		1-	B	b4
R 3064	CHIP RES.	100k	1/16W	0.5%	MCR01MZPD1003	J24189386		1-	B	a4
R 3065	CHIP RES.	390k	1/16W	5%	RMC1/16S 394JTH	J24189056		1-	B	a2
R 3066	CHIP RES.	12k	1/16W	5%	RMC1/16S 123JTH	J24189038		1-	B	a2
R 3067	CHIP RES.	47k	1/16W	5%	RMC1/16S 473JTH	J24189045		1-	B	a1
R 3068	CHIP RES.	47k	1/16W	5%	RMC1/16S 473JTH	J24189045		1-	B	a1
R 3069	CHIP RES.	47k	1/16W	5%	RMC1/16S 473JTH	J24189045		1-	B	a2
R 3070	CHIP RES.	33k	1/16W	5%	RMC1/16S 333JTH	J24189043		1-	B	a2
R 3071	CHIP RES.	4.7k	1/16W	5%	RMC1/16S 472JTH	J24189033		1-	B	a4
R 3072	CHIP RES.	2.2k	1/16W	5%	RMC1/16S 222JTH	J24189029		1-	B	a4
R 3073	CHIP RES.	4.7k	1/16W	5%	RMC1/16S 472JTH	J24189033		1-	B	a4
R 3074	CHIP RES.	470k	1/16W	5%	RMC1/16S 474JTH	J24189057		1-	B	a4
R 3075	CHIP RES.	220k	1/16W	5%	RMC1/16S 224JTH	J24189053		1-	B	b1
R 3076	CHIP RES.	100k	1/16W	5%	RMC1/16S 104JTH	J24189049		1-	B	b2
R 3077	CHIP RES.	330k	1/16W	0.5%	MCR01MZPD3303	J24189330		1-	B	c4
R 3078	CHIP RES.	330k	1/16W	0.5%	MCR01MZPD3303	J24189330		1-	B	c4
R 3079	CHIP RES.	220k	1/16W	0.5%	MCR01MZPD2203	J24189389		1-	B	c4
R 3080	CHIP RES.	470k	1/16W	0.5%	MCR01MZPD4703	J24189332		1-	B	c4
R 3081	CHIP RES.	22k	1/16W	5%	RMC1/16S 223JTH	J24189041		1-	B	c4
R 3082	CHIP RES.	10k	1/16W	5%	RMC1/16S 103JTH	J24189037		1-	B	b4
R 3083	CHIP RES.	47k	1/16W	5%	RMC1/16S 473JTH	J24189045		1-	B	a2
R 3084	CHIP RES.	1M	1/16W	1%	MCR01MZSF1004	J24189333		1-	B	b4
R 3085	CHIP RES.	3.3M	1/16W	5%	RMC1/16S 335JTH	J24189324		1-	B	b4
R 3086	CHIP RES.	150k	1/16W	0.5%	MCR01MZPD1503	J24189328		1-	B	b4
R 3087	CHIP RES.	10k	1/16W	5%	RMC1/16S 103JTH	J24189037		1-	B	a2
R 3088	CHIP RES.	47k	1/16W	5%	RMC1/16S 473JTH	J24189045		1-	B	a2
R 3089	CHIP RES.	10k	1/16W	5%	RMC1/16S 103JTH	J24189037		1-	B	a2
R 3090	CHIP RES.	10k	1/16W	5%	RMC1/16S 103JTH	J24189037		1-	B	a4
R 3091	CHIP RES.	10k	1/16W	5%	RMC1/16S 103JTH	J24189037		1-	B	a4
R 3092	CHIP RES.	4.7k	1/16W	5%	RMC1/16S 472JTH	J24189033		1-	B	a4
R 3093	CHIP RES.	10k	1/16W	5%	RMC1/16S 103JTH	J24189037		1-	B	b2
R 3094	CHIP RES.	15k	1/16W	5%	RMC1/16S 153JTH	J24189039		1-	B	c1
R 3095	CHIP RES.	390k	1/16W	5%	RMC1/16S 394JTH	J24189056		1-	B	c2
R 3096	CHIP RES.	4.7	1/16W	5%	RMC1/16S 4R7JTH	J24189066		1-	B	b4
R 3097	CHIP RES.	100k	1/16W	5%	RMC1/16S 104JTH	J24189049		1-	A	A3
R 3098	CHIP RES.	10k	1/16W	5%	RMC1/16S 103JTH	J24189037		1-	B	a4
R 3099	CHIP RES.	150k	1/16W	5%	RMC1/16S 154JTH	J24189051		1-	B	a4
R 3100	CHIP RES.	150k	1/16W	5%	RMC1/16S 154JTH	J24189051		1-	B	a4
R 3101	CHIP RES.	22k	1/16W	5%	RMC1/16S 223JTH	J24189041		1-	B	c1
R 3102	CHIP RES.	22k	1/16W	5%	RMC1/16S 223JTH	J24189041		1-	B	c1
R 3103	CHIP RES.	100	1/16W	5%	RMC1/16S 101JTH	J24189013		1-	A	A3
R 3104	CHIP RES.	2.2	1/16W	5%	RMC1/16 2R2JATP	J24185229		1-	B	b4
R 3105	CHIP RES.	4.7k	1/16W	5%	RMC1/16S 472JTH	J24189033		1-	A	B2
R 3106	CHIP RES.	2.7k	1/16W	5%	RMC1/16S 272JTH	J24189030		1-	B	b1
R 3107	CHIP RES.	150k	1/16W	5%	RMC1/16S 154JTH	J24189051		1-	B	c1
R 3108	CHIP RES.	82k	1/16W	5%	RMC1/16S 823JTH	J24189048		1-	B	c1
R 3109	CHIP RES.	2.2k	1/16W	5%	RMC1/16S 222JTH	J24189029		1-	B	c1
R 3110	CHIP RES.	390k	1/16W	0.5%	MCR01MZPD3903	J24189331		1-	B	a1
R 3111	CHIP RES.	10k	1/16W	0.5%	MCR01MZPD1002	J24189374		1-	B	a1
R 3112	CHIP RES.	100k	1/16W	5%	RMC1/16S 104JTH	J24189049		1-	B	b1
R 3113	CHIP RES.	68k	1/16W	0.5%	MCR01MZPD6802	J24189384		1-	B	a1
R 3114	CHIP RES.	1k	1/16W	5%	RMC1/16S 102JTH	J24189025		1-	A	A2

# CNTL Unit

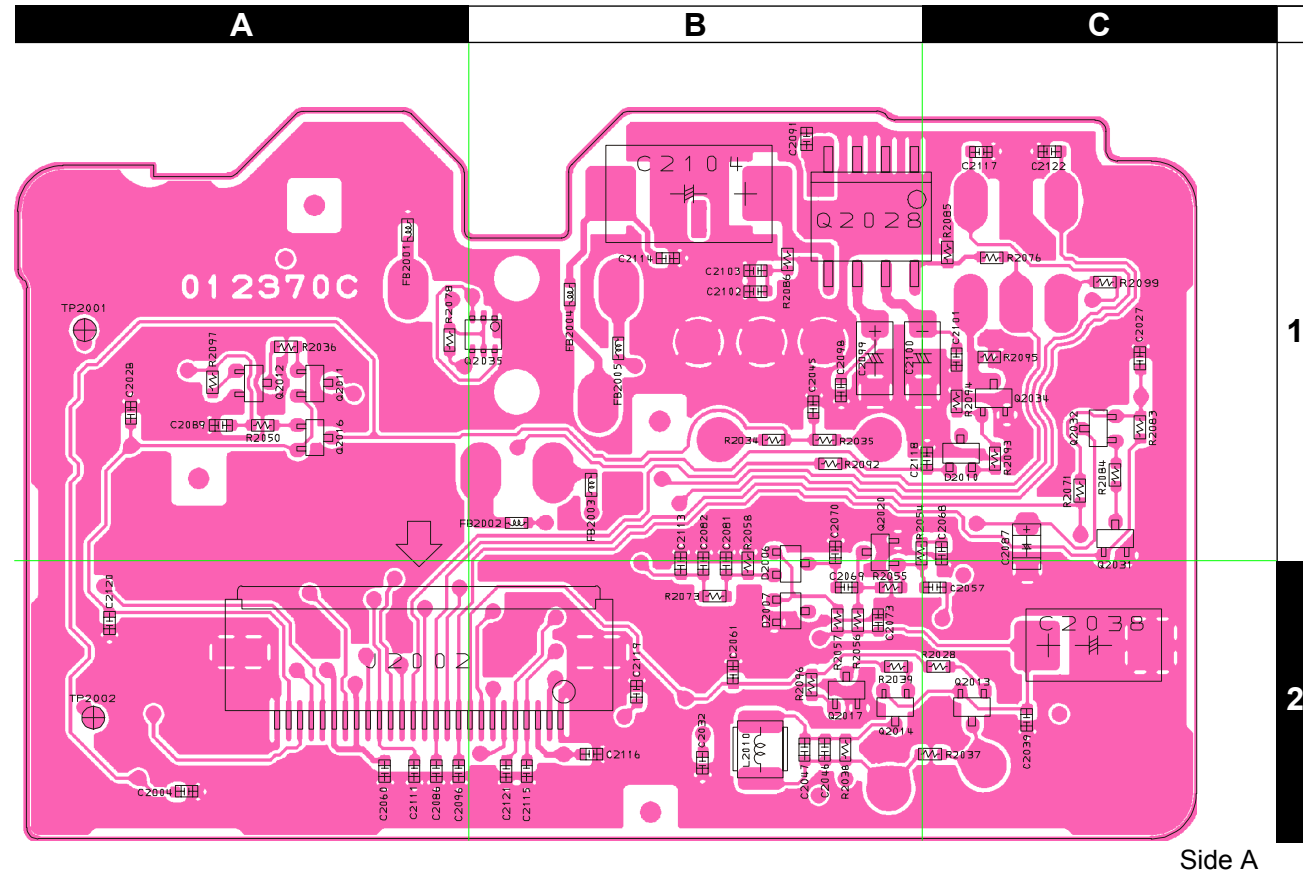
REF.	DESCRIPTION	VALUE	V/W	TOL.	MFR'S DESIG	VXSTD P/N	VERS.	LOT.	SIDE	LAY ADR.
R 3115	CHIP RES.	100k	1/16W	5%	RMC1/16S 104JTH	J24189049		1-	A	A2
R 3116	CHIP RES.	33k	1/16W	5%	RMC1/16S 333JTH	J24189043		1-	A	A2
R 3117	CHIP RES.	47k	1/16W	5%	RMC1/16S 473JTH	J24189045		1-	A	B2
R 3118	CHIP RES.	1k	1/16W	5%	RMC1/16S 102JTH	J24189025		1-	A	A2
R 3119	CHIP RES.	1k	1/16W	5%	RMC1/16S 102JTH	J24189025		1-	A	A2
R 3120	CHIP RES.	47k	1/16W	5%	RMC1/16S 473JTH	J24189045		1-	A	A1
R 3121	CHIP RES.	10k	1/16W	5%	RMC1/16S 103JTH	J24189037		1-	A	A1
R 3122	CHIP RES.	22k	1/16W	5%	RMC1/16S 223JTH	J24189041		1-	A	B1
R 3123	CHIP RES.	22k	1/16W	5%	RMC1/16S 223JTH	J24189041		1-	A	B1
R 3124	CHIP RES.	1k	1/16W	5%	RMC1/16S 102JTH	J24189025		1-	A	A1
R 3125	CHIP RES.	1k	1/16W	5%	RMC1/16S 102JTH	J24189025		1-	A	A1
R 3126	CHIP RES.	1M	1/16W	5%	RMC1/16S 105JTH	J24189061		1-	B	a1
R 3127	CHIP RES.	1M	1/16W	5%	RMC1/16S 105JTH	J24189061		1-	B	c3
R 3128	CHIP RES.	100k	1/16W	5%	RMC1/16S 104JTH	J24189049		1-	B	c2
R 3129	CHIP RES.	4.7	1/2W	5%	RMC1/2 4R7JCTP	J24275479		1-	B	c2
R 3130	CHIP RES.	4.7k	1/16W	5%	RMC1/16S 472JTH	J24189033		1-	B	c1
R 3131	CHIP RES.	4.7k	1/16W	5%	RMC1/16S 472JTH	J24189033		1-	B	c1
R 3132	CHIP RES.	10k	1/16W	5%	RMC1/16S 103JTH	J24189037		1-	B	a1
R 3133	CHIP RES.	22k	1/16W	5%	RMC1/16S 223JTH	J24189041		1-	B	b3
R 3134	CHIP RES.	22k	1/16W	5%	RMC1/16S 223JTH	J24189041		1-	B	b3
R 3135	CHIP RES.	0	1/16W	5%	RMC1/16 000JATP	J24185000		1-	B	c2
R 3136	CHIP RES.	22k	1/16W	5%	RMC1/16S 223JTH	J24189041		1-	B	b2
R 3137	CHIP RES.	22k	1/16W	5%	RMC1/16S 223JTH	J24189041		1-	B	b2
R 3138	CHIP RES.	22k	1/16W	5%	RMC1/16S 223JTH	J24189041		1-	B	b2
R 3139	CHIP RES.	47k	1/16W	5%	RMC1/16S 473JTH	J24189045		1-	A	B2
R 3140	CHIP RES.	0	1/16W	5%	RMC1/16S JPTH	J24189070		1-	B	c3
R 3141	CHIP RES.	0	1/16W	5%	RMC1/16S JPTH	J24189070		1-	B	b1
RB3001	BLOCK RES.				MNR04M0ABJ102	J42900039		1-	A	A2
RB3002	BLOCK RES.				MNR04M0ABJ102	J42900039		1-	A	A2
RB3003	BLOCK RES.				MNR04M0ABJ102	J42900039		1-	A	B2
RB3004	BLOCK RES.				MNR04M0ABJ102	J42900039		1-	A	B2
RB3005	BLOCK RES.				MNR04M0ABJ102	J42900039		1-	A	B1
RB3006	BLOCK RES.				MNR04M0ABJ102	J42900039		1-	A	B1
RB3007	BLOCK RES.				MNR04M0ABJ102	J42900039		1-	A	A1
RB3008	BLOCK RES.				MNR04M0ABJ102	J42900039		1-	A	A1
RB3009	BLOCK RES.				MNR04M0ABJ102	J42900039		1-	A	A1
TH3001	THERMISTOR				ERTJ1VV473J	G9090122		1-	A	B2
X 3001	XTAL VT-200				32.768KHZ 20PPM/6PF	H0103267		1-	A	A2
X 3002	XTAL XPFEGC	3.579545MHz			3.579545MHZ	H0103304		1-	B	a1
	LIGHT GUIDE				(LCD)	RA0646600		1-		
	REFLECTOR SHEET					RA0646700		1-		
	INTER CONNECTOR					RA0646800		1-		



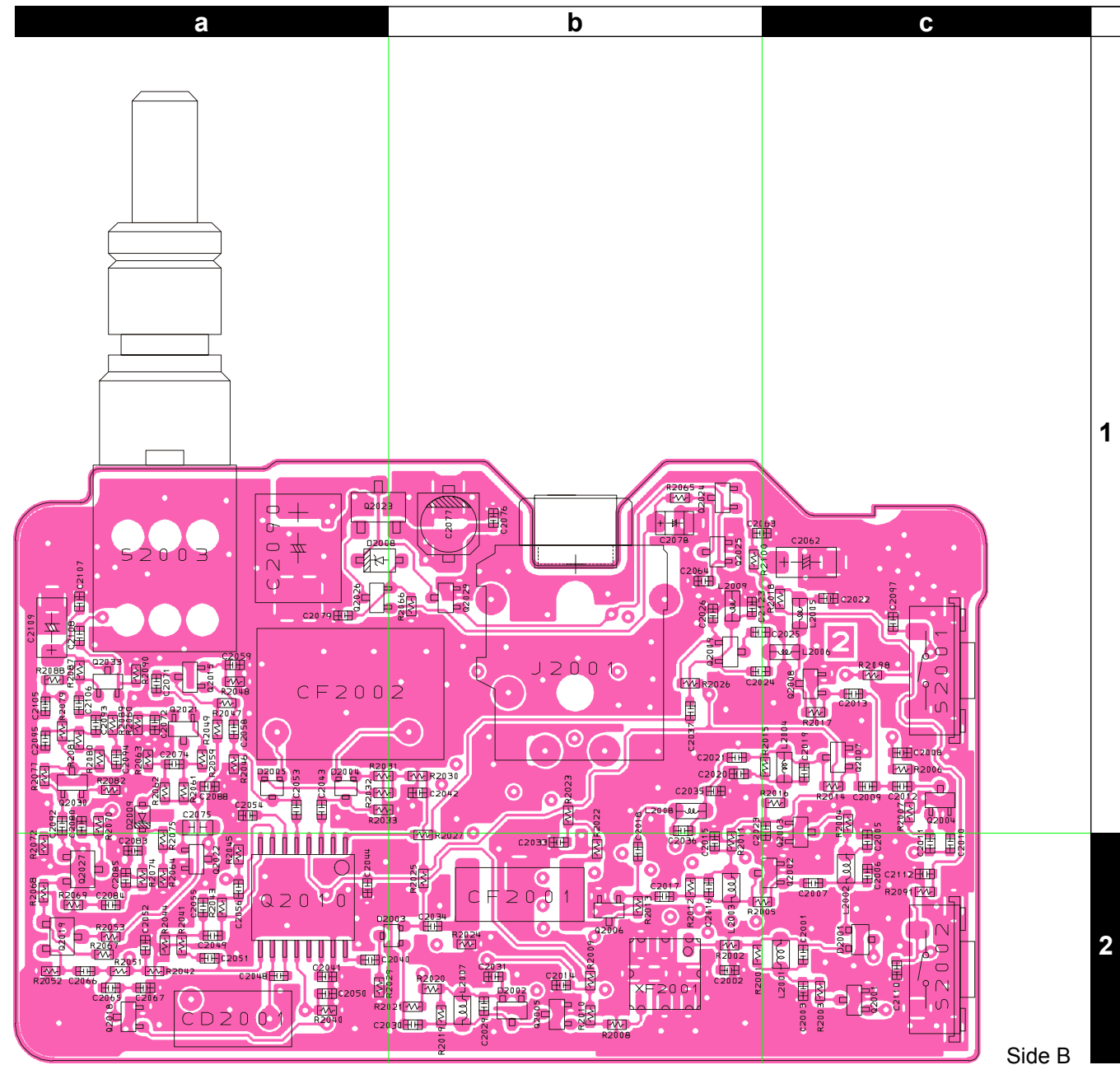
xx : RX  
 (xx) : TX  
 Frequency:145.000 MHz, TX Power:Low1, EXT DC:8.4 V

# AF Unit (Lot. 1~2)

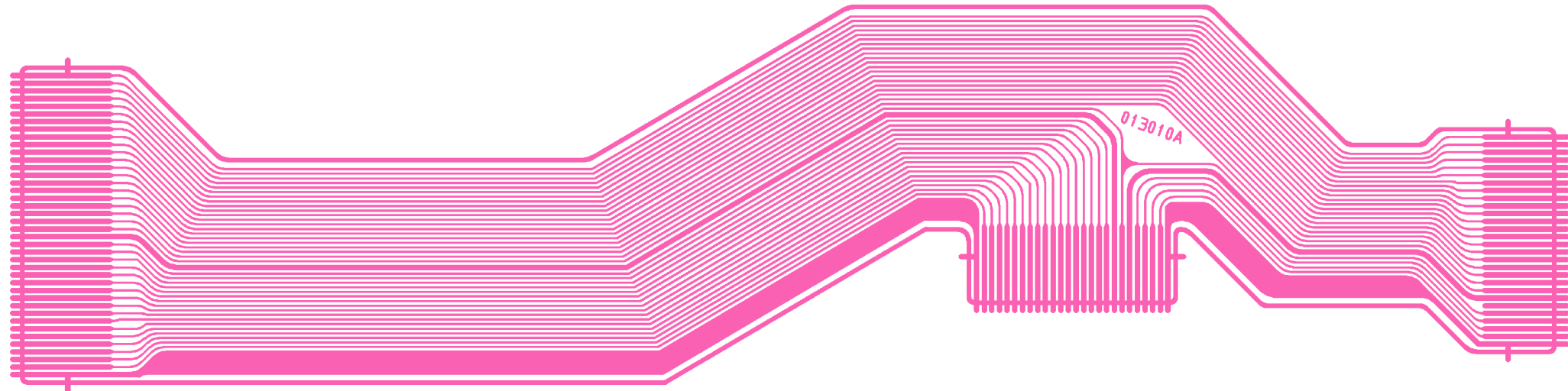
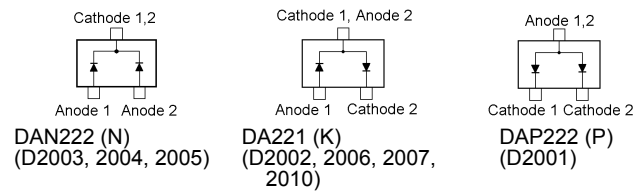
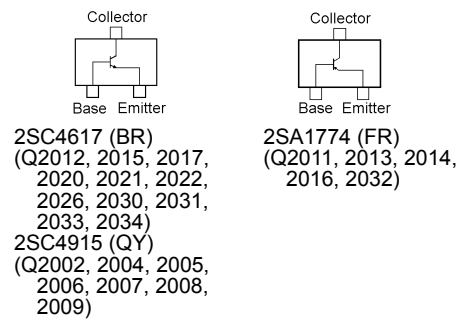
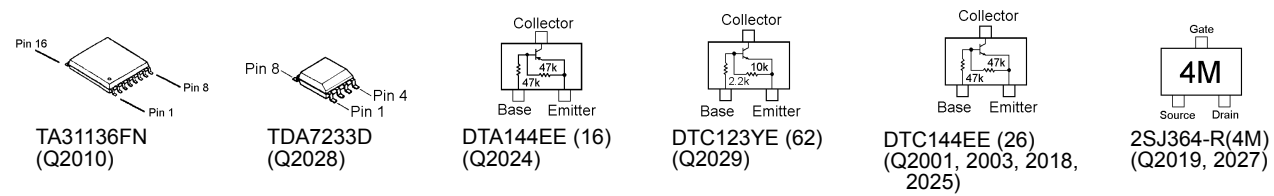
## Parts Layout

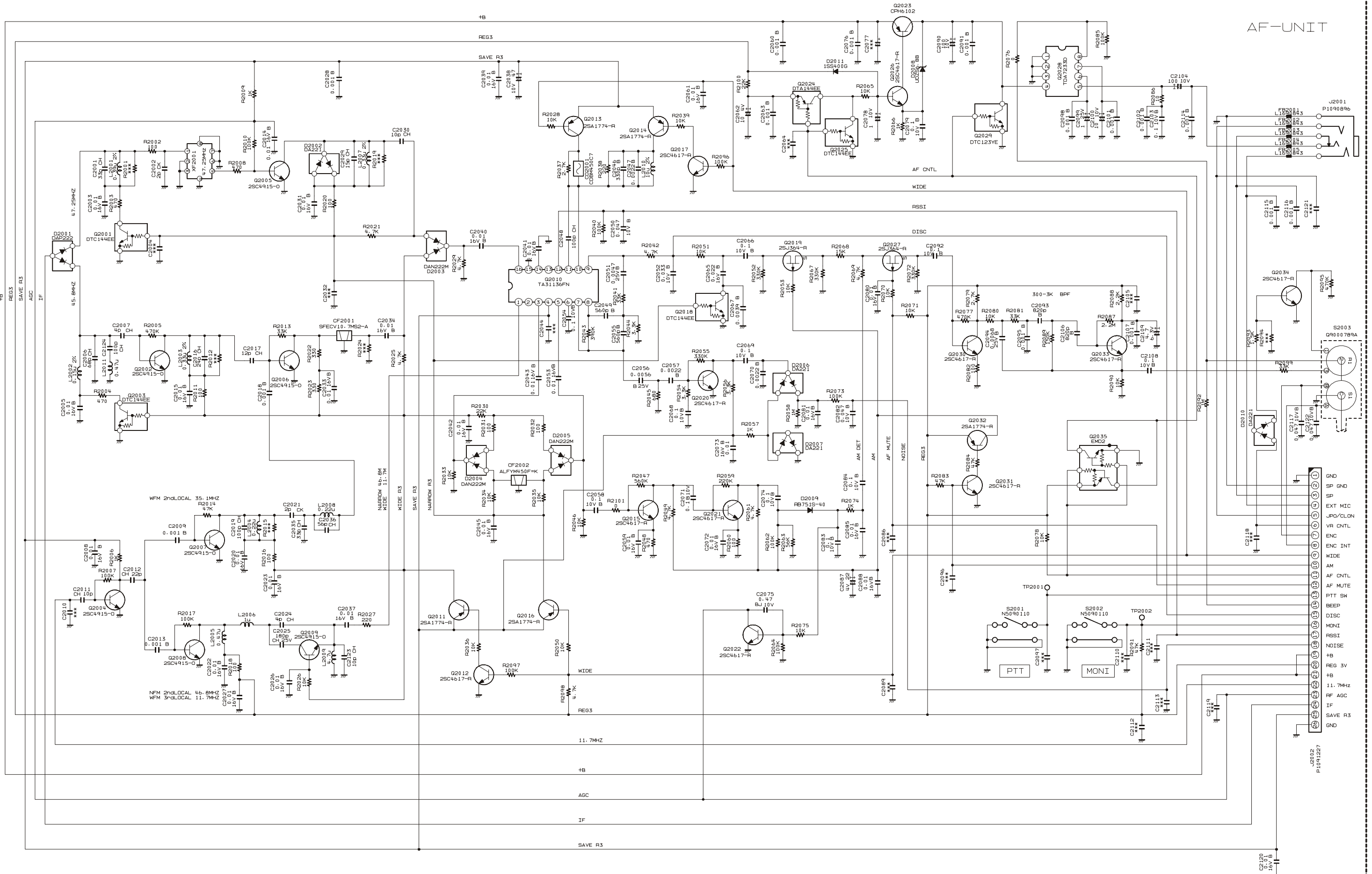


Side A



Side B







Parts List

REF.	DESCRIPTION	VALUE	V/W	TOL.	MFR'S DESIG	VXSTD P/N	VERS.	LOT.	SIDE	LAY ADR.
*** AF UNIT ***										
PCB with Components						CB2943001				
Printed Circuit Board						FR012370C		1-		
						FR012370D		3-		
C 2001	CHIP CAP.	33pF	50V	CH	GRM36CH330J50PT	K22178224		1-	B	c2
C 2002	CHIP CAP.	2pF	50V	CK	GRM36CK020C50PT	K22178204		1-	B	b2
C 2003	CHIP CAP.	0.01uF	16V	B	GRM36B103K16PT	K22128804		1-	B	c2
C 2005	CHIP CAP.	0.01uF	16V	B	GRM36B103K16PT	K22128804		1-	B	c2
C 2006	CHIP CAP.	68pF	50V	CH	GRM36CH680J50PT	K22178232		1-	B	c2
C 2007	CHIP CAP.	4pF	50V	CH	GRM36CH040C50PT	K22178206		1-	B	c2
C 2008	CHIP CAP.	0.01uF	16V	B	GRM36B103K16PT	K22128804		1-	B	c1
C 2009	CHIP CAP.	0.001uF	50V	B	GRM36B102K50PT	K22178809		1-	B	c1
C 2010	CHIP CAP.	5pF	50V	CH	UMK105CH050CW-F	K22178253		1-	B	c2
C 2011	CHIP CAP.	10pF	50V	CH	UMK105CH100DW-F	K22178258		1-	B	c2
C 2012	CHIP CAP.	22pF	50V	CH	GRM36CH220J50PT	K22178220		1-	B	c1
C 2013	CHIP CAP.	0.001uF	50V	B	GRM36B102K50PT	K22178809		1-	B	c1
C 2014	CHIP CAP.	0.01uF	16V	B	GRM36B103K16PT	K22128804		1-	B	b2
C 2015	CHIP CAP.	0.01uF	16V	B	GRM36B103K16PT	K22128804		1-	B	b2
C 2016	CHIP CAP.	24pF	50V	CH	GRM36CH240J50PT	K22178221		1-	B	b2
C 2017	CHIP CAP.	12pF	50V	CH	GRM36CH120J50PT	K22178214		1-	B	b2
C 2018	CHIP CAP.	0.001uF	50V	B	GRM36B102K50PT	K22178809		1-	B	b2
C 2019	CHIP CAP.	100pF	50V	CH	GRM36CH101J50PT	K22178236		1-	B	c1
C 2020	CHIP CAP.	0.01uF	16V	B	GRM36B103K16PT	K22128804		1-	B	b1
C 2021	CHIP CAP.	2pF	50V	CK	GRM36CK020C50PT	K22178204		1-	B	b1
C 2022	CHIP CAP.	0.01uF	16V	B	GRM36B103K16PT	K22128804		1-	B	c1
C 2023	CHIP CAP.	0.01uF	16V	B	GRM36B103K16PT	K22128804		1-	B	c1
C 2024	CHIP CAP.	4pF	50V	CH	GRM36CH040C50PT	K22178206		1-	B	b1
C 2025	CHIP CAP.	180pF	25V	CH	TMK105CH181JW-F	K22148244		1-	B	b1
C 2026	CHIP CAP.	0.01uF	16V	B	GRM36B103K16PT	K22128804		1-	B	b1
C 2027	CHIP CAP.	0.01uF	16V	B	GRM36B103K16PT	K22128804		1-	A	C1
C 2028	CHIP CAP.	0.001uF	50V	B	GRM36B102K50PT	K22178809		1-	A	A1
C 2029	CHIP CAP.	15pF	50V	CH	GRM36CH150J50PT	K22178216		1-	B	b2
C 2030	CHIP CAP.	10pF	50V	CH	UMK105CH100DW-F	K22178258		1-	B	b2
C 2031	CHIP CAP.	0.01uF	16V	B	GRM36B103K16PT	K22128804		1-	B	b2
C 2033	CHIP CAP.	0.01uF	16V	B	GRM36B103K16PT	K22128804		1-	B	b2
C 2034	CHIP CAP.	0.01uF	16V	B	GRM36B103K16PT	K22128804		1-	B	b2
C 2035	CHIP CAP.	33pF	50V	CH	GRM36CH330J50PT	K22178224		1-	B	b1
C 2036	CHIP CAP.	56pF	50V	CH	GRM36CH560J50PT	K22178230		1-	B	b1
C 2037	CHIP CAP.	0.01uF	16V	B	GRM36B103K16PT	K22128804		1-	B	b1
C 2038	CHIP TA.CAP.	47uF	10V		TEMSVC1A476M12R	K78100024		1-	A	C2
C 2039	CHIP CAP.	0.01uF	16V	B	GRM36B103K16PT	K22128804		1-	A	C2
C 2040	CHIP CAP.	0.01uF	16V	B	GRM36B103K16PT	K22128804		1-	B	a2
C 2041	CHIP CAP.	0.01uF	16V	B	GRM36B103K16PT	K22128804		1-	B	a2
C 2042	CHIP CAP.	0.01uF	16V	B	GRM36B103K16PT	K22128804		1-	B	b1
C 2043	CHIP CAP.	0.01uF	16V	B	GRM36B103K16PT	K22128804		1-	B	a1
C 2045	CHIP CAP.	0.01uF	16V	B	GRM36B103K16PT	K22128804		1-	A	B1
C 2046	CHIP CAP.	330pF	50V	B	UMK105B331KW-F	K22178823		1-	A	B2
C 2047	CHIP CAP.	0.0022uF	50V	B	GRM36B222K50PT	K22178813		1-	A	B2
C 2048	CHIP CAP.	100pF	50V	CH	GRM36CH101J50PT	K22178236		1-	B	a2
C 2049	CHIP CAP.	560pF	50V	B	UMK105B561KW-F	K22178826		1-	B	a2
C 2050	CHIP CAP.	0.047uF	10V	B	GRM36B473K10PT	K22108801		1-	B	a2
C 2051	CHIP CAP.	0.0047uF	25V	B	GRM36B472K25PT	K22148830		1-	B	a2
C 2052	CHIP CAP.	0.033uF	10V	B	GRM36B333K10PT	K22108803		1-	B	a2
C 2053	CHIP CAP.	0.01uF	16V	B	GRM36B103K16PT	K22128804		1-	B	a1
C 2054	CHIP CAP.	0.1uF	10V	B	GRM36B104K10PT	K22108802		1-	B	a1
C 2055	CHIP CAP.	560pF	50V	B	UMK105B561KW-F	K22178826		1-	B	a2
C 2056	CHIP CAP.	0.0056uF	25V	B	GRM36B562K25PT	K22148802		1-	B	a2
C 2057	CHIP CAP.	0.0022uF	50V	B	GRM36B222K50PT	K22178813		1-	A	C2
C 2058	CHIP CAP.	0.1uF	10V	B	GRM36B104K10PT	K22108802		1-	B	a1
C 2059	CHIP CAP.	0.01uF	16V	B	GRM36B103K16PT	K22128804		1-	B	a1
C 2060	CHIP CAP.	0.001uF	50V	B	GRM36B102K50PT	K22178809		1-	A	A2
C 2061	CHIP CAP.	0.01uF	16V	B	GRM36B103K16PT	K22128804		1-	A	B2

# AF Unit

REF.	DESCRIPTION	VALUE	V/W	TOL.	MFR'S DESIG	VXSTD P/N	VERS.	LOT.	SIDE	LAY ADR.
C 2062	CHIP TA.CAP.	10uF	6.3V		TEMSVA0J106M-8R	K78080027		1-	B	c1
C 2063	CHIP CAP.	0.001uF	50V	B	GRM36B102K50PT	K22178809		1-	B	b1
C 2065	CHIP CAP.	0.022uF	16V	B	EMK105B223KW-F	K22128813		1-	B	a2
C 2066	CHIP CAP.	0.1uF	10V	B	GRM36B104K10PT	K22108802		1-	B	a2
C 2067	CHIP CAP.	0.0039uF	50V	B	UMK105B392KW-F	K22178836		1-	B	a2
C 2068	CHIP CAP.	0.1uF	10V	B	GRM36B104K10PT	K22108802		1-	A	C1
C 2069	CHIP CAP.	0.1uF	10V	B	GRM36B104K10PT	K22108802		1-	A	B2
C 2070	CHIP CAP.	0.0022uF	50V	B	GRM36B222K50PT	K22178813		1-	A	B1
C 2071	CHIP CAP.	0.1uF	10V	B	GRM36B104K10PT	K22108802		1-	B	a1
C 2072	CHIP CAP.	0.01uF	16V	B	GRM36B103K16PT	K22128804		1-	B	a1
C 2073	CHIP CAP.	0.01uF	16V	B	GRM36B103K16PT	K22128804		1-	A	B2
C 2074	CHIP CAP.	0.1uF	10V	B	GRM36B104K10PT	K22108802		1-	B	a1
C 2075	CHIP CAP.	0.47uF	10V	BJ	LMK107BJ474KA-T	K22104803		1-	B	a1
C 2076	CHIP CAP.	0.001uF	50V	B	GRM36B102K50PT	K22178809		1-	B	b1
C 2078	CHIP TA.CAP.	1uF	10V		TESVSP1A105M-8R	K78100032		1-	B	b1
C 2079	CHIP CAP.	0.1uF	10V	B	GRM36B104K10PT	K22108802		1-	B	a1
C 2080	CHIP CAP.	0.01uF	16V	B	GRM36B103K16PT	K22128804		1-	B	a1
C 2081	CHIP CAP.	0.01uF	16V	B	GRM36B103K16PT	K22128804		1-	A	B1
C 2082	CHIP CAP.	0.047uF	10V	B	GRM36B473K10PT	K22108801		1-	A	B1
C 2083	CHIP CAP.	0.1uF	10V	B	GRM36B104K10PT	K22108802		1-	B	a2
C 2084	CHIP CAP.	0.1uF	10V	B	GRM36B104K10PT	K22108802		1-	B	a2
C 2085	CHIP CAP.	0.01uF	16V	B	GRM36B103K16PT	K22128804		1-	B	a2
C 2087	CHIP TA.CAP.	22uF	4V		TESVSP0G226M-8R	K78060047		1-	A	C1
C 2088	CHIP CAP.	0.01uF	16V	B	GRM36B103K16PT	K22128804		1-	B	a1
C 2090	CHIP TA.CAP.	100uF	10V		TEMSVD21A107M12R	K78100049		1-	B	a1
C 2091	CHIP CAP.	0.001uF	50V	B	GRM36B102K50PT	K22178809		1-	A	B1
C 2092	CHIP CAP.	0.1uF	10V	B	GRM36B104K10PT	K22108802		1-	B	a1
C 2093	CHIP CAP.	820pF	50V	B	UMK105B821KW-F	K22178828		1-	B	a1
C 2094	CHIP CAP.	0.0068uF	25V	B	GRM36B682J25PT	K22148803		1-	B	a1
C 2095	CHIP CAP.	0.001uF	50V	B	GRM36B102K50PT	K22178809		1-	B	a1
C 2098	CHIP CAP.	0.001uF	50V	B	GRM36B102K50PT	K22178809		1-	A	B1
C 2099	CHIP TA.CAP.	1uF	25V		TEMSVA1E105M-8R	K78140013		1-	A	B1
C 2100	CHIP TA.CAP.	10uF	10V		TEMSVA1A106M-8R	K78100028		1-	A	B1
C 2101	CHIP CAP.	0.001uF	50V	B	GRM36B102K50PT	K22178809		1-	A	C1
C 2102	CHIP CAP.	0.001uF	50V	B	GRM36B102K50PT	K22178809		1-	A	B1
C 2103	CHIP CAP.	0.1uF	10V	B	GRM36B104K10PT	K22108802		1-	A	B1
C 2104	CHIP TA.CAP.	100uF	10V		TEMSVD1A107M12R	K78100031		1-	A	B1
C 2106	CHIP CAP.	820pF	50V	B	UMK105B821KW-F	K22178828		1-	B	a1
C 2107	CHIP CAP.	0.001uF	50V	B	GRM36B102K50PT	K22178809		1-	B	a1
C 2108	CHIP CAP.	0.1uF	10V	B	GRM36B104K10PT	K22108802		1-	B	a1
C 2109	CHIP TA.CAP.	4.7uF	6.3V		TMCMA0J475MTR	K78080026		1-	B	a1
C 2114	CHIP CAP.	0.001uF	50V	B	GRM36B102K50PT	K22178809		1-	A	B1
C 2115	CHIP CAP.	0.001uF	50V	B	GRM36B102K50PT	K22178809		1-	A	B2
C 2116	CHIP CAP.	0.001uF	50V	B	GRM36B102K50PT	K22178809		1-	A	B2
C 2117	CHIP CAP.	0.047uF	10V	B	GRM36B473K10PT	K22108801		1-	A	C1
C 2120	CHIP CAP.	0.01uF	16V	B	GRM36B103K16PT	K22128804		1-	A	A2
C 2122	CHIP CAP.	0.047uF	10V	B	GRM36B473K10PT	K22108801		1-	A	C1
C 2123	CHIP CAP.	10pF	50V	CH	UMK105CH100DW-F	K22178258		1-	B	b1
C 2124	CHIP CAP.	100pF	50V	CH	GRM36CH101J50PT	K22178236		3-	B	c2
CD2001	CERAMIC DISC				CDBLB450KCAY07-B0	H7900930		1-	B	a2
CF2001	CERAMIC FILTER				SFCEP10M7GA00-R0	H3900514		1-	B	b2
CF2002	CERAMIC FILTER				ALFYM450F=K	H3900531		1-	B	a1
D 2001	DIODE				DAP222-TL	G2070432		1-	B	c2
D 2002	DIODE				DA221 TL	G2070178		1-	B	b2
D 2003	DIODE				DAN222M T2L	G2070936		1-	B	b2
D 2004	DIODE				DAN222M T2L	G2070936		1-	B	a1
D 2005	DIODE				DAN222M T2L	G2070936		1-	B	a1
D 2006	DIODE				DA221 TL	G2070178		1-	A	B1
D 2007	DIODE				DA221 TL	G2070178		1-	A	B2
D 2008	DIODE				UDZS TE-17 6.8B	G2070888		1-	B	a1
D 2009	DIODE				RB751S-40TE61	G2070850		1-	B	a1
D 2010	DIODE				DA221 TL	G2070178		1-	A	C1



REF.	DESCRIPTION	VALUE	V/W	TOL.	MFR'S DESIG	VXSTD P/N	VERS.	LOT.	SIDE	LAY ADR.
D 2011	DIODE				1SS400G T2R	G2070934		3-	B	b1
FB2001	CHIP COIL				BLM10A121SPT	L1690843		1-	A	A1
FB2002	CHIP COIL				BLM10A121SPT	L1690843		1-	A	B1
FB2003	CHIP COIL				BLM10A121SPT	L1690843		1-	A	B1
FB2004	CHIP COIL				BLM10A121SPT	L1690843		1-	A	B1
FB2005	CHIP COIL				BLM10A121SPT	L1690843		1-	A	B1
J 2001	CONNECTOR				HSJ1594-010055	P1090896		1-	B	b1
J 2002	CONNECTOR				9637S-26-Y905	P1091227		1-	A	A2
L 2001	M.RFC	0.39uH		2%	C1608CB-R39G	L1691107		1-	B	c2
L 2002	M.RFC	0.15uH		2%	C1608CB-R15G	L1691101		1-	B	c2
L 2003	M.RFC	0.33uH		2%	C1608CB-R33G	L1691106		1-	B	b2
L 2004	M.RFC	0.22uH			LK1608 R22K-T	L1690410		1-	B	c1
L 2005	M.RFC	0.47uH			LK1608 R47K-T	L1690414		1-	B	c1
L 2006	M.RFC	1uH			LK1608 1R0K-T	L1690687		1-	B	c1
L 2007	M.RFC	0.33uH		2%	C1608CB-R33G	L1691106		1-	B	b2
L 2008	M.RFC	0.22uH			LK1608 R22K-T	L1690410		1-	B	b1
L 2009	M.RFC	4.7uH			LK1608 4R7K-T	L1690688		1-	B	b1
L 2010	M.RFC	10uH		2%	KQ1008TE100G	L1691216		1-	A	B2
L 2011	M.RFC	0.47uH			LK1608 R47K-T	L1690414		3-	B	c2
Q 2001	TRANSISTOR				DTC144EE TL	G3070075		1-	B	c2
Q 2002	TRANSISTOR				2SC4915-O(TE85L)	G33491580		1-	B	c2
Q 2003	TRANSISTOR				DTC144EE TL	G3070075		1-	B	c1
Q 2004	TRANSISTOR				2SC4915-O(TE85L)	G33491580		1-	B	c1
Q 2005	TRANSISTOR				2SC4915-O(TE85L)	G33491580		1-	B	b2
Q 2006	TRANSISTOR				2SC4915-O(TE85L)	G33491580		1-	B	b2
Q 2007	TRANSISTOR				2SC4915-O(TE85L)	G33491580		1-	B	c1
Q 2008	TRANSISTOR				2SC4915-O(TE85L)	G33491580		1-	B	c1
Q 2009	TRANSISTOR				2SC4915-O(TE85L)	G33491580		1-	B	b1
Q 2010	IC				TA31136FN(EL)	G1091605		1-	B	a2
Q 2011	TRANSISTOR				2SA1774 TL R	G3117748R		1-	A	A1
Q 2012	TRANSISTOR				2SC4617 TL R	G3346178R		1-	A	A1
Q 2013	TRANSISTOR				2SA1774 TL R	G3117748R		1-	A	C2
Q 2014	TRANSISTOR				2SA1774 TL R	G3117748R		1-	A	B2
Q 2015	TRANSISTOR				2SC4617 TL R	G3346178R		1-	B	a1
Q 2016	TRANSISTOR				2SA1774 TL R	G3117748R		1-	A	A1
Q 2017	TRANSISTOR				2SC4617 TL R	G3346178R		1-	A	B2
Q 2018	TRANSISTOR				DTC144EE TL	G3070075		1-	B	a2
Q 2019	FET				2SJ364-R(TX)	G3703648R		1-	B	a2
Q 2020	TRANSISTOR				2SC4617 TL R	G3346178R		1-	A	B1
Q 2021	TRANSISTOR				2SC4617 TL R	G3346178R		1-	B	a1
Q 2022	TRANSISTOR				2SC4617 TL R	G3346178R		1-	B	a2
Q 2023	TRANSISTOR				FMRTL718TA	G3070335		1-	B	a1
Q 2023	TRANSISTOR				CPH6102-TL	G3070223		3-	B	a1
Q 2024	TRANSISTOR				DTA144EE TL	G3070074		1-	B	b1
Q 2025	TRANSISTOR				DTC144EE TL	G3070075		1-	B	b1
Q 2026	TRANSISTOR				2SC4617 TL R	G3346178R		1-	B	a1
Q 2027	FET				2SJ364-R(TX)	G3703648R		1-	B	a2
Q 2028	IC				TDA7233D-TR	G1091112		1-	A	B1
Q 2029	TRANSISTOR				DTC123YE TL	G3070095		1-	B	b1
Q 2030	TRANSISTOR				2SC4617 TL R	G3346178R		1-	B	a1
Q 2031	TRANSISTOR				2SC4617 TL R	G3346178R		1-	A	C1
Q 2032	TRANSISTOR				2SA1774 TL R	G3117748R		1-	A	C1
Q 2033	TRANSISTOR				2SC4617 TL R	G3346178R		1-	B	a1
Q 2034	TRANSISTOR				2SC4617 TL R	G3346178R		1-	A	C1
Q 2035	TRANSISTOR				EMD2 T2R	G3070312		1-	A	B1
R 2002	CHIP RES.	100	1/16W	5%	RMC1/16S 101JTH	J24189013		1-	B	b2
R 2003	CHIP RES.	470	1/16W	5%	RMC1/16S 471JTH	J24189021		1-	B	c2
R 2004	CHIP RES.	470	1/16W	5%	RMC1/16S 471JTH	J24189021		1-	B	c1
R 2005	CHIP RES.	470k	1/16W	5%	RMC1/16S 474JTH	J24189057		1-	B	c2
R 2006	CHIP RES.	1k	1/16W	5%	RMC1/16S 102JTH	J24189025		1-	B	c1
R 2007	CHIP RES.	100k	1/16W	5%	RMC1/16S 104JTH	J24189049		1-	B	c1
R 2008	CHIP RES.	470	1/16W	5%	RMC1/16S 471JTH	J24189021		1-	B	b2

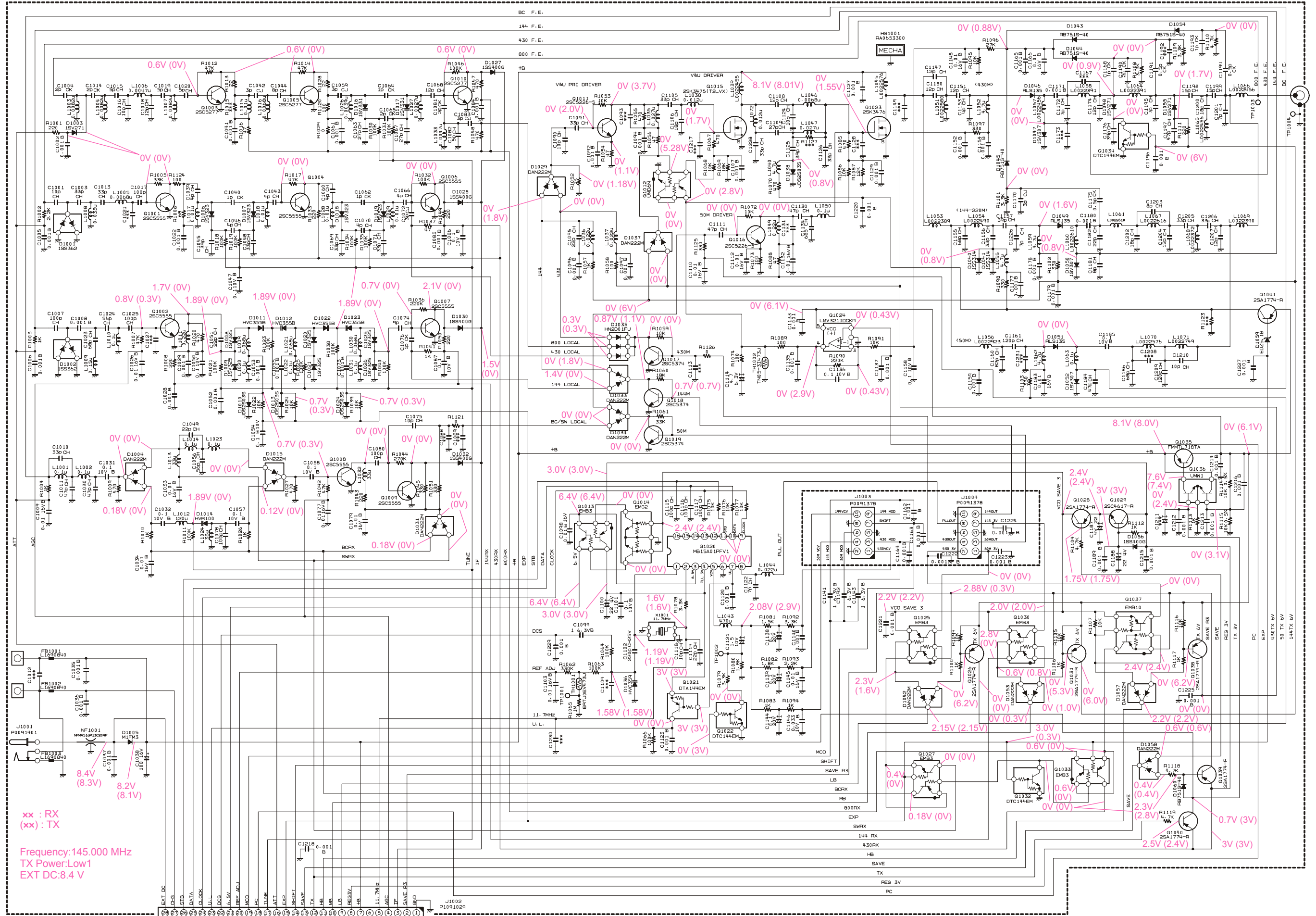
# AF Unit

REF.	DESCRIPTION	VALUE	V/W	TOL.	MFR'S DESIG	VXSTD P/N	VERS.	LOT.	SIDE	LAY ADR.
R 2009	CHIP RES.	1k	1/16W	5%	RMC1/16S 102JTH	J24189025		1-	B	b2
R 2010	CHIP RES.	100k	1/16W	5%	RMC1/16S 104JTH	J24189049		1-	B	b2
R 2011	CHIP RES.	100	1/16W	5%	RMC1/16S 101JTH	J24189013		1-	B	b2
R 2013	CHIP RES.	33k	1/16W	5%	RMC1/16S 333JTH	J24189043		1-	B	b2
R 2014	CHIP RES.	47k	1/16W	5%	RMC1/16S 473JTH	J24189045		1-	B	c1
R 2016	CHIP RES.	100	1/16W	5%	RMC1/16S 101JTH	J24189013		1-	B	c1
R 2017	CHIP RES.	100k	1/16W	5%	RMC1/16S 104JTH	J24189049		1-	B	c1
R 2018	CHIP RES.	100	1/16W	5%	RMC1/16S 101JTH	J24189013		1-	B	c1
R 2020	CHIP RES.	100	1/16W	5%	RMC1/16S 101JTH	J24189013		1-	B	b2
R 2021	CHIP RES.	4.7k	1/16W	5%	RMC1/16S 472JTH	J24189033		1-	B	b2
R 2022	CHIP RES.	330	1/16W	5%	RMC1/16S 331JTH	J24189019		1-	B	b2
R 2023	CHIP RES.	330	1/16W	5%	RMC1/16S 331JTH	J24189019		1-	B	b1
R 2025	CHIP RES.	4.7k	1/16W	5%	RMC1/16S 472JTH	J24189033		1-	B	b2
R 2026	CHIP RES.	10k	1/16W	5%	RMC1/16S 103JTH	J24189037		1-	B	b1
R 2027	CHIP RES.	220	1/16W	5%	RMC1/16S 221JTH	J24189017		1-	B	b2
R 2028	CHIP RES.	10k	1/16W	5%	RMC1/16S 103JTH	J24189037		1-	A	C2
R 2029	CHIP RES.	4.7k	1/16W	5%	RMC1/16S 472JTH	J24189033		1-	B	a2
R 2030	CHIP RES.	22k	1/16W	5%	RMC1/16S 223JTH	J24189041		1-	B	b1
R 2031	CHIP RES.	100	1/16W	5%	RMC1/16S 101JTH	J24189013		1-	B	a1
R 2032	CHIP RES.	100	1/16W	5%	RMC1/16S 101JTH	J24189013		1-	B	a1
R 2033	CHIP RES.	10k	1/16W	5%	RMC1/16S 103JTH	J24189037		1-	B	a1
R 2034	CHIP RES.	10k	1/16W	5%	RMC1/16S 103JTH	J24189037		1-	A	B1
R 2035	CHIP RES.	10k	1/16W	5%	RMC1/16S 103JTH	J24189037		1-	A	B1
R 2036	CHIP RES.	10k	1/16W	5%	RMC1/16S 103JTH	J24189037		1-	A	A1
R 2037	CHIP RES.	2.7k	1/16W	5%	RMC1/16S 272JTH	J24189030		1-	A	C2
R 2038	CHIP RES.	220	1/16W	5%	RMC1/16S 221JTH	J24189017		1-	A	B2
R 2039	CHIP RES.	10k	1/16W	5%	RMC1/16S 103JTH	J24189037		1-	A	B2
R 2040	CHIP RES.	100k	1/16W	5%	RMC1/16S 104JTH	J24189049		1-	B	a2
R 2041	CHIP RES.	33k	1/16W	5%	RMC1/16S 333JTH	J24189043		1-	B	a2
R 2042	CHIP RES.	4.7k	1/16W	5%	RMC1/16S 472JTH	J24189033		1-	B	a2
R 2043	CHIP RES.	390k	1/16W	5%	RMC1/16S 394JTH	J24189056		1-	B	a2
R 2044	CHIP RES.	3.3k	1/16W	5%	RMC1/16S 332JTH	J24189031		1-	B	a2
R 2045	CHIP RES.	680	1/16W	5%	RMC1/16S 681JTH	J24189023		1-	B	a2
R 2046	CHIP RES.	10k	1/16W	5%	RMC1/16S 103JTH	J24189037		1-	B	a1
R 2047	CHIP RES.	560k	1/16W	5%	RMC1/16S 564JTH	J24189058		1-	B	a1
R 2048	CHIP RES.	470	1/16W	5%	RMC1/16S 471JTH	J24189021		1-	B	a1
R 2049	CHIP RES.	4.7k	1/16W	5%	RMC1/16S 472JTH	J24189033		1-	B	a1
R 2050	CHIP RES.	10k	1/16W	5%	RMC1/16S 103JTH	J24189037		1-	A	A1
R 2051	CHIP RES.	10k	1/16W	5%	RMC1/16S 103JTH	J24189037		1-	B	a2
R 2052	CHIP RES.	330k	1/16W	5%	RMC1/16S 334JTH	J24189055		1-	B	a2
R 2053	CHIP RES.	10k	1/16W	5%	RMC1/16S 103JTH	J24189037		1-	B	a2
R 2054	CHIP RES.	3.3k	1/16W	5%	RMC1/16S 332JTH	J24189031		1-	A	B1
R 2055	CHIP RES.	330k	1/16W	5%	RMC1/16S 334JTH	J24189055		1-	A	B2
R 2056	CHIP RES.	3.3k	1/16W	5%	RMC1/16S 332JTH	J24189031		1-	A	B2
R 2057	CHIP RES.	1k	1/16W	5%	RMC1/16S 102JTH	J24189025		1-	A	B2
R 2058	CHIP RES.	1M	1/16W	5%	RMC1/16S 105JTH	J24189061		1-	A	B1
R 2059	CHIP RES.	220k	1/16W	5%	RMC1/16S 224JTH	J24189053		1-	B	a1
R 2060	CHIP RES.	100	1/16W	5%	RMC1/16S 101JTH	J24189013		1-	B	a1
R 2061	CHIP RES.	4.7k	1/16W	5%	RMC1/16S 472JTH	J24189033		1-	B	a1
R 2062	CHIP RES.	100k	1/16W	5%	RMC1/16S 104JTH	J24189049		1-	B	a1
R 2063	CHIP RES.	56k	1/16W	5%	RMC1/16S 563JTH	J24189046		1-	B	a1
R 2064	CHIP RES.	100k	1/16W	5%	RMC1/16S 104JTH	J24189049		1-	B	a2
R 2065	CHIP RES.	10k	1/16W	5%	RMC1/16S 103JTH	J24189037		1-	B	b1
R 2066	CHIP RES.	1k	1/16W	5%	RMC1/16S 102JTH	J24189025		1-	B	b1
R 2067	CHIP RES.	330k	1/16W	5%	RMC1/16S 334JTH	J24189055		1-	B	a2
R 2068	CHIP RES.	15k	1/16W	5%	RMC1/16S 153JTH	J24189039		1-	B	a2
R 2069	CHIP RES.	4.7k	1/16W	5%	RMC1/16S 472JTH	J24189033		1-	B	a2
R 2070	CHIP RES.	10k	1/16W	5%	RMC1/16S 103JTH	J24189037		1-	B	a1
R 2071	CHIP RES.	10k	1/16W	5%	RMC1/16S 103JTH	J24189037		1-	A	C1
R 2072	CHIP RES.	330k	1/16W	5%	RMC1/16S 334JTH	J24189055		1-	B	a2
R 2073	CHIP RES.	100k	1/16W	5%	RMC1/16S 104JTH	J24189049		1-	A	B2
R 2074	CHIP RES.	1k	1/16W	5%	RMC1/16S 102JTH	J24189025		1-	B	a2

REF.	DESCRIPTION	VALUE	V/W	TOL.	MFR'S DESIG	VXSTD P/N	VERS.	LOT.	SIDE	LAY ADR.
R 2075	CHIP RES.	10k	1/16W	5%	RMC1/16S 103JTH	J24189037		1-	B	a2
R 2076	CHIP RES.	0	1/16W	5%	RMC1/16S JPTH	J24189070		1-	A	C1
R 2077	CHIP RES.	470k	1/16W	5%	RMC1/16S 474JTH	J24189057		1-	B	a1
R 2078	CHIP RES.	10k	1/16W	5%	RMC1/16S 103JTH	J24189037		1-	A	A1
R 2079	CHIP RES.	2.7k	1/16W	5%	RMC1/16S 272JTH	J24189030		1-	B	a1
R 2080	CHIP RES.	10k	1/16W	5%	RMC1/16S 103JTH	J24189037		1-	B	a1
R 2081	CHIP RES.	33k	1/16W	5%	RMC1/16S 333JTH	J24189043		1-	B	a1
R 2082	CHIP RES.	100	1/16W	5%	RMC1/16S 101JTH	J24189013		1-	B	a1
R 2083	CHIP RES.	47k	1/16W	5%	RMC1/16S 473JTH	J24189045		1-	A	C1
R 2084	CHIP RES.	47k	1/16W	5%	RMC1/16S 473JTH	J24189045		1-	A	C1
R 2085	CHIP RES.	100k	1/16W	5%	RMC1/16S 104JTH	J24189049		1-	A	C1
R 2086	CHIP RES.	10	1/16W	5%	RMC1/16S 100JTH	J24189001		1-	A	B1
R 2087	CHIP RES.	2.2M	1/16W	5%	RMC1/16S 225JTH	J24189065		1-	B	a1
R 2088	CHIP RES.	2.2k	1/16W	5%	RMC1/16S 222JTH	J24189029		1-	B	a1
R 2089	CHIP RES.	150k	1/16W	5%	RMC1/16S 154JTH	J24189051		1-	B	a1
R 2090	CHIP RES.	10k	1/16W	5%	RMC1/16S 103JTH	J24189037		1-	B	a1
R 2091	CHIP RES.	47k	1/16W	5%	RMC1/16S 473JTH	J24189045		1-	B	c2
R 2092	CHIP RES.	1M	1/16W	5%	RMC1/16S 105JTH	J24189061		1-	A	B1
R 2093	CHIP RES.	1.5k	1/16W	5%	RMC1/16S 152JTH	J24189027		1-	A	C1
R 2095	CHIP RES.	470k	1/16W	5%	RMC1/16S 474JTH	J24189057		1-	A	C1
R 2096	CHIP RES.	100k	1/16W	5%	RMC1/16S 104JTH	J24189049		1-	A	B2
R 2097	CHIP RES.	100k	1/16W	5%	RMC1/16S 104JTH	J24189049		1-	A	A1
R 2098	CHIP RES.	4.7k	1/16W	5%	RMC1/16S 472JTH	J24189033		1-	B	c1
R 2099	CHIP RES.	33k	1/16W	5%	RMC1/16S 333JTH	J24189043		1-	A	C1
R 2100	CHIP RES.	22k	1/16W	5%	RMC1/16S 223JTH	J24189041		1-	B	b1
R 2101	CHIP RES.	0	1/16W	5%	RMC1/16S JPTH	J24189070		3-	B	a1
S 2001	TACT SWITCH				SKQTLA	N5090110		1-	B	c1
S 2002	TACT SWITCH				SKQTLA	N5090110		1-	B	c2
S 2003	ROTARY ENCODER				TP70D270E20 20F A203	Q9000789A		1-	B	a1
XF2001	XTAL FILTER	47.25MHz			MF47R2 47.25MHZ	H1102347		1-	B	b2

*AF Unit*  
*Note:*

downloaded by  
[www.radioamatore.info](http://www.radioamatore.info)

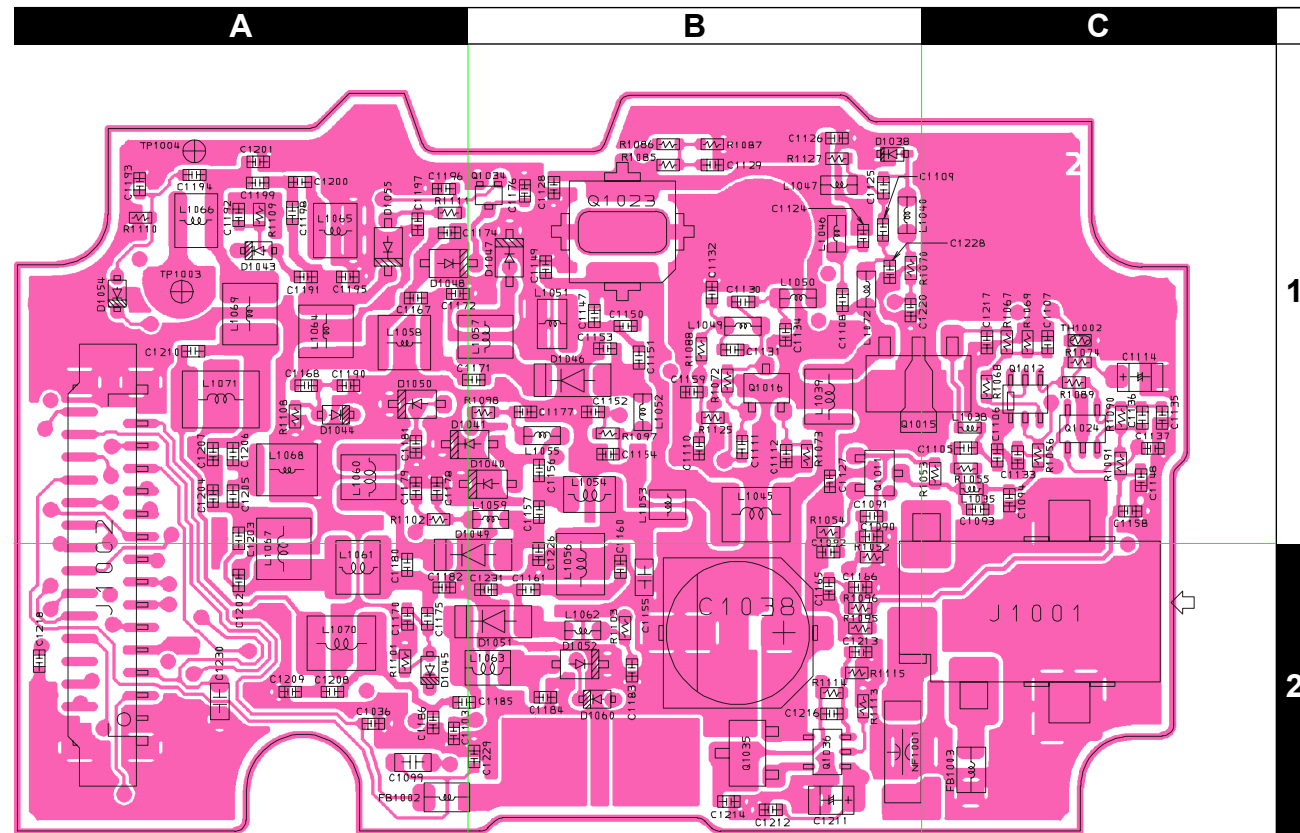


xx : RX  
(xx) : TX

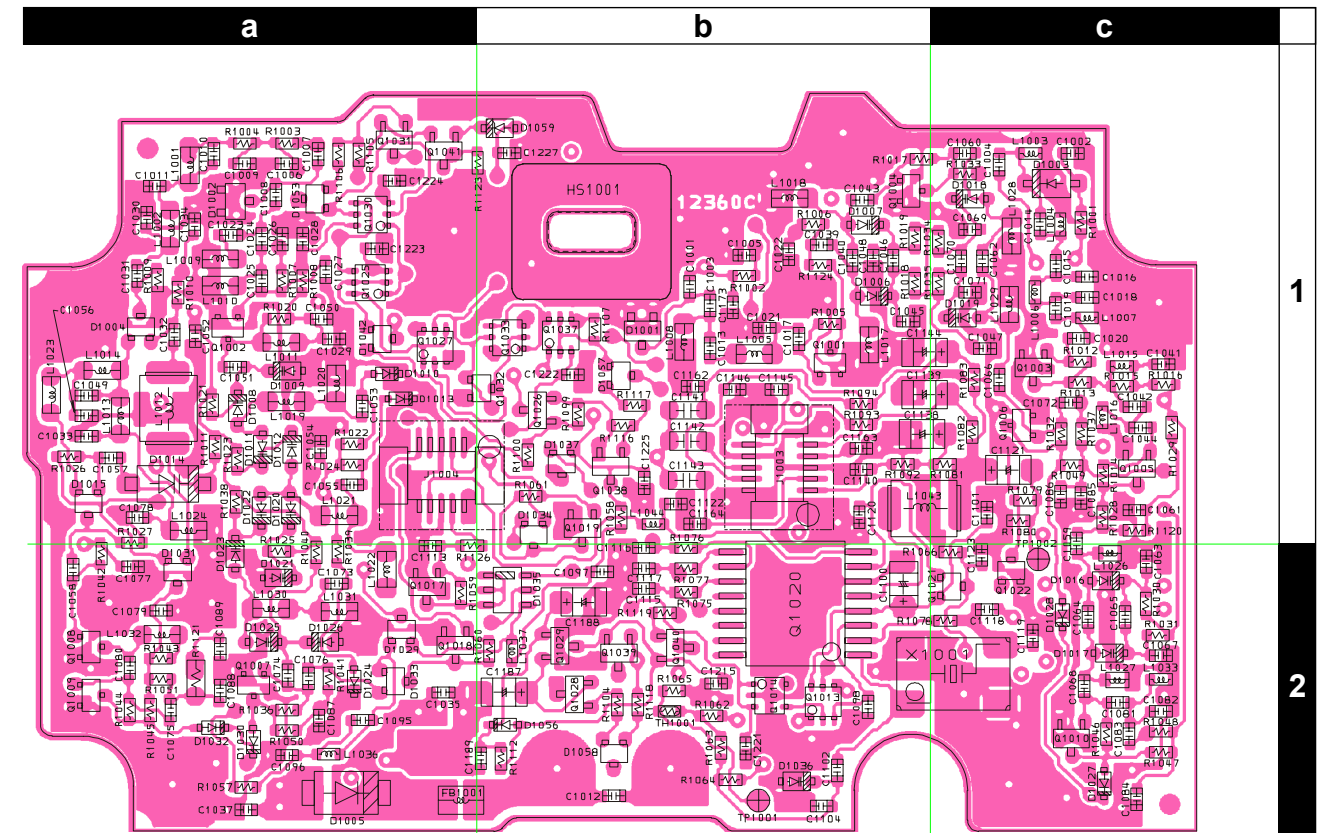
Frequency:145.000 MHz  
TX Power:Low1  
EXT DC:8.4 V

# RF Unit (Lot. 1~2)

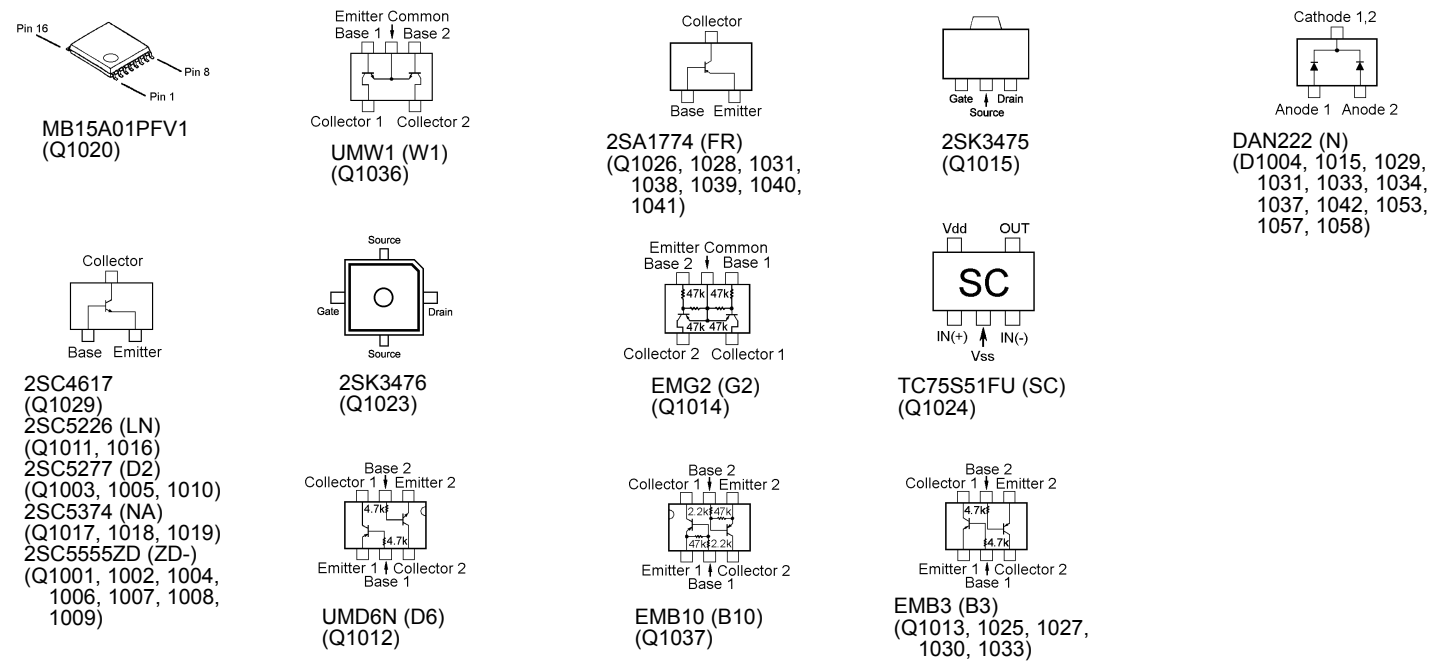
## Parts Layout



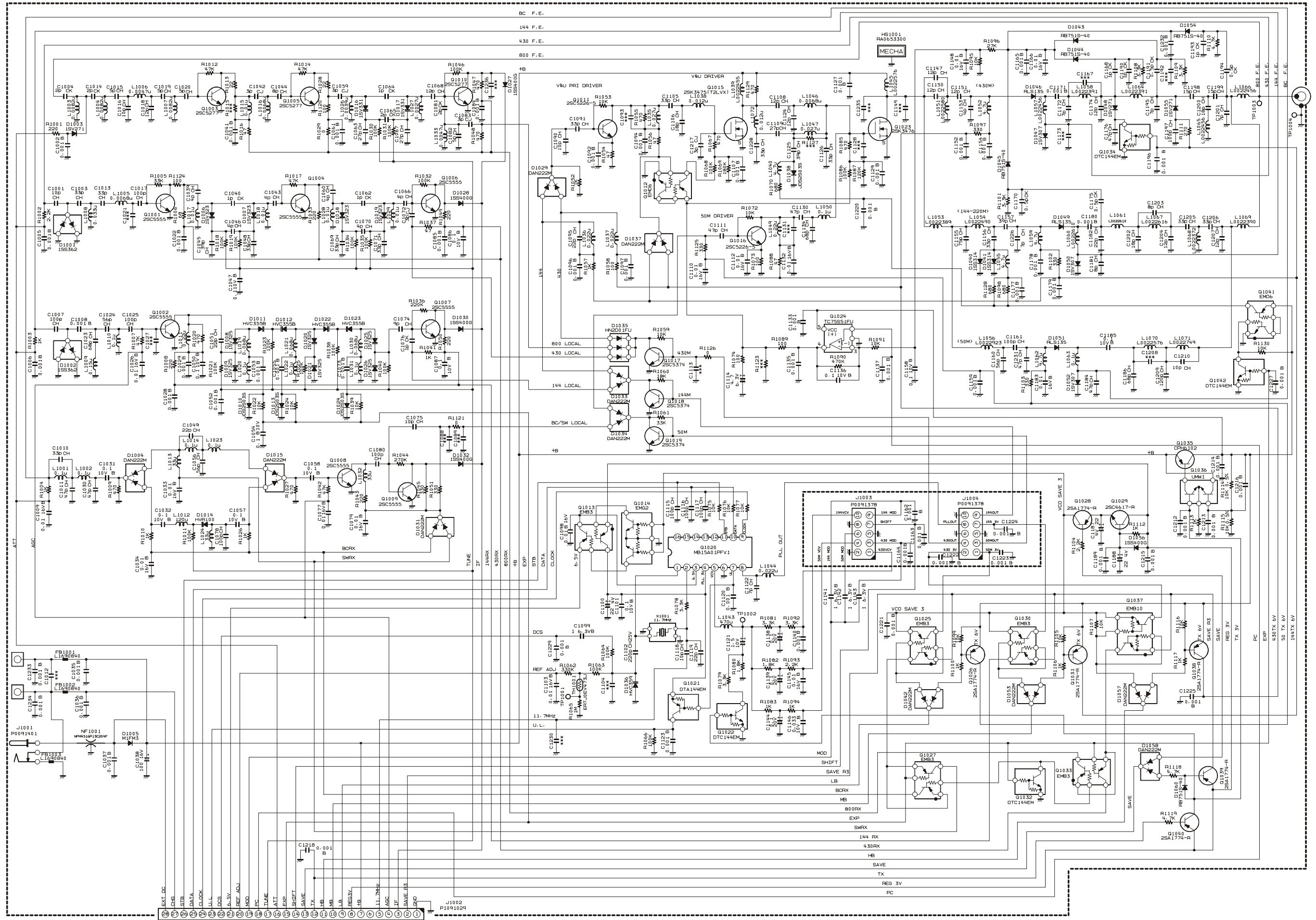
Side A



Side B

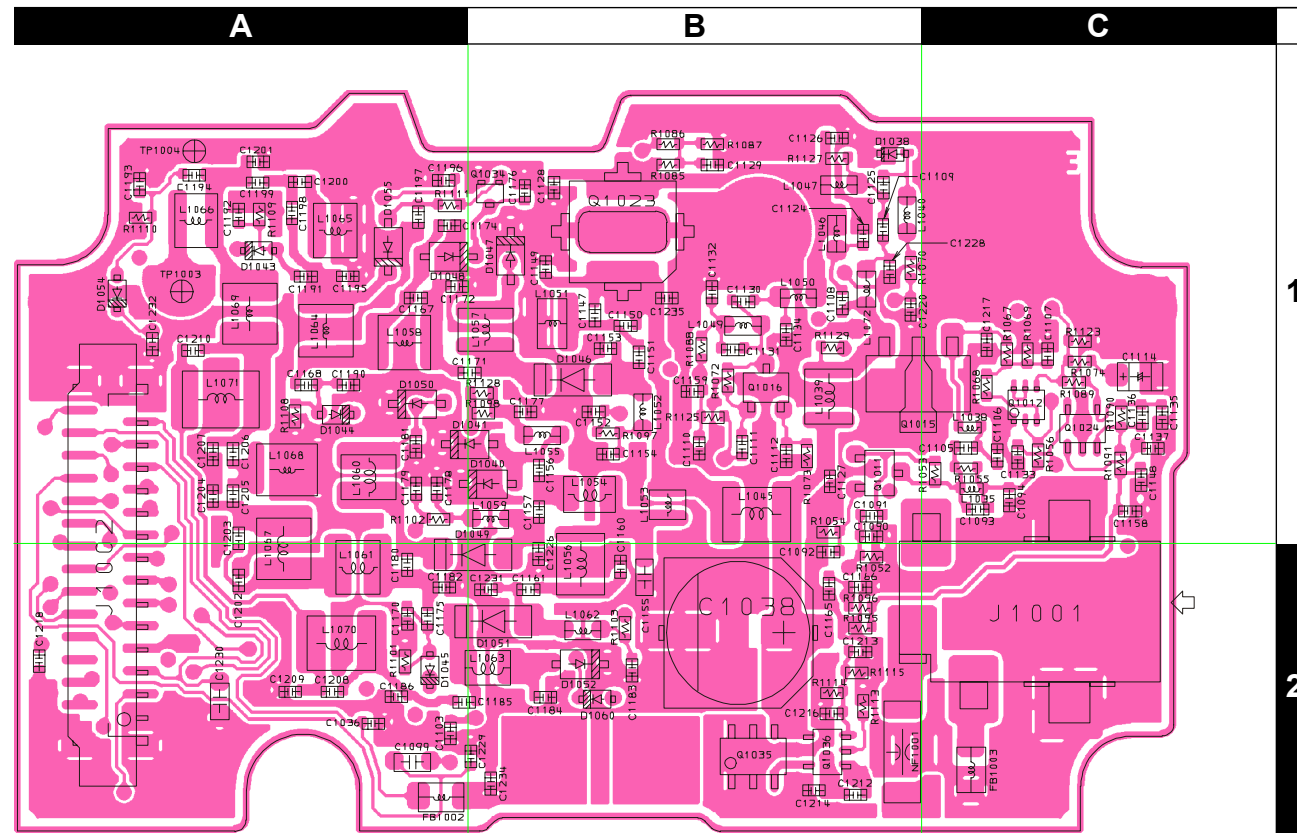


downloaded by  
www.radioamatore.info

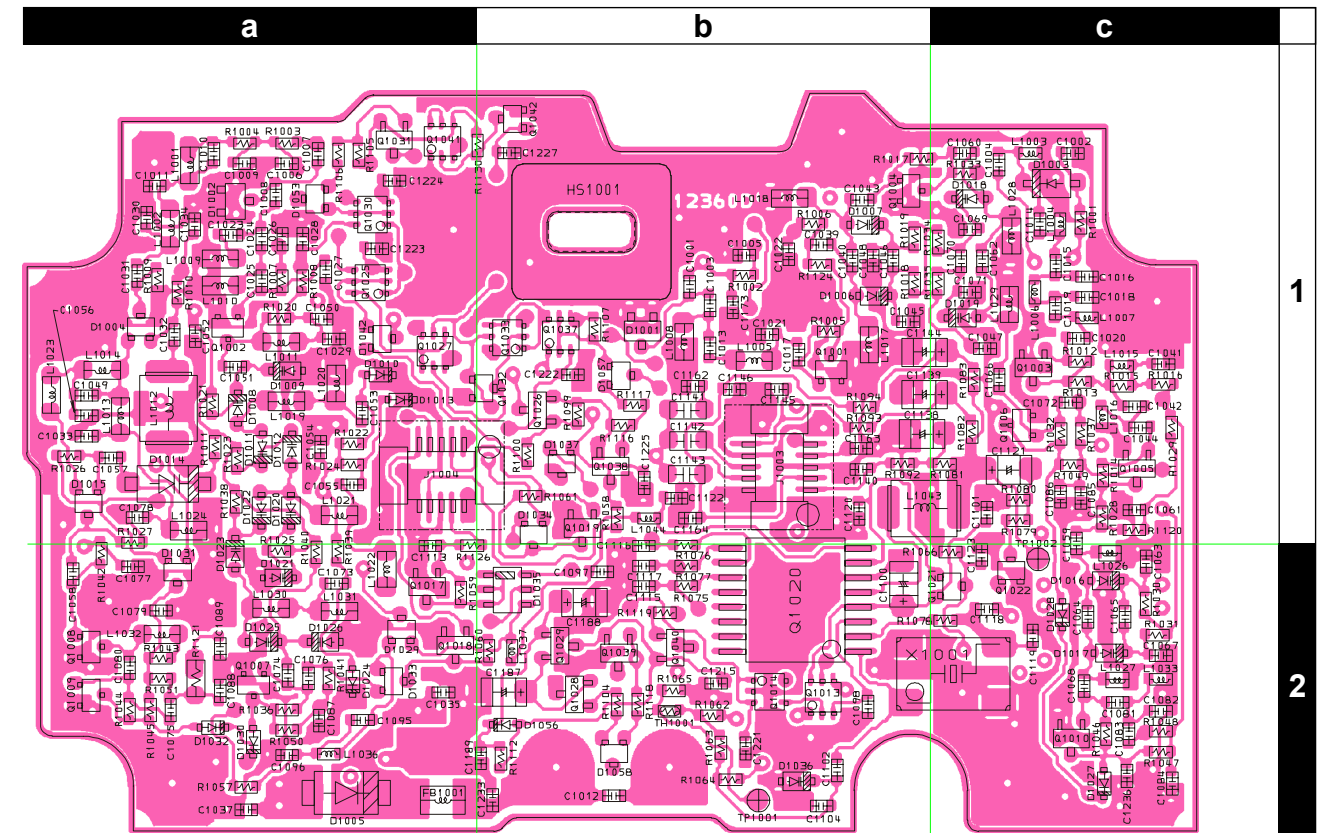


# RF Unit (Lot. 3~)

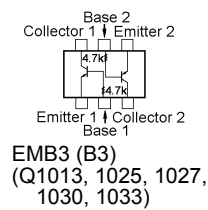
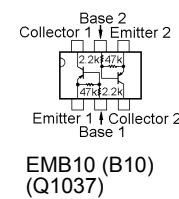
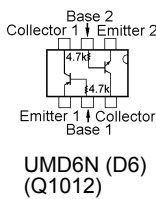
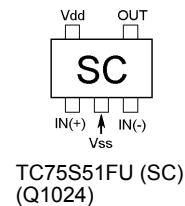
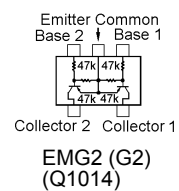
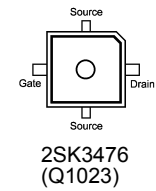
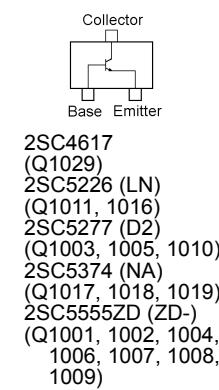
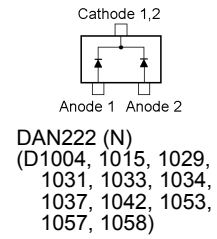
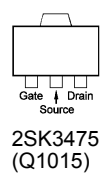
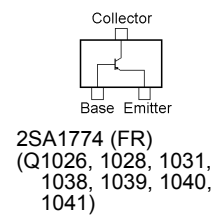
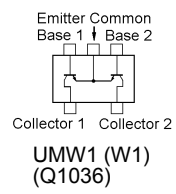
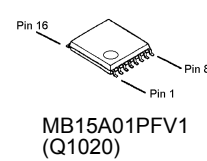
## Parts Layout



Side A



Side B





Parts List

REF.	DESCRIPTION	VALUE	V/W	TOL.	MFR'S DESIG	VXSTD P/N	VERS.	LOT.	SIDE	LAY ADR.
*** RF UNIT ***										
PCB with Components (with VCO Unit)						CP8150002	DST:USA			
						CP8150003	DST:EXP			
						CP8150004	DST:EU			
						CP8150005	DST:AUS			
Printed Circuit Board						FR012360C		1-		
						FR012360D		3-		
C 1001	CHIP CAP.	10pF	50V	CH	UMK105CH100DW-F	K22178258		1-	B	b1
C 1002	CHIP CAP.	0.001uF	50V	B	GRM36B102K50PT	K22178809		1-	B	c1
C 1003	CHIP CAP.	33pF	50V	CH	GRM36CH330J50PT	K22178224		1-	B	b1
C 1004	CHIP CAP.	2pF	50V	CK	UMK105CK020CW-F	K22178250		1-	B	c1
C 1005	CHIP CAP.	0.001uF	50V	B	GRM36B102K50PT	K22178809		1-	B	b1
C 1006	CHIP CAP.	0.001uF	50V	B	GRM36B102K50PT	K22178809		1-	B	a1
C 1007	CHIP CAP.	100pF	50V	CH	GRM36CH101J50PT	K22178236		1-	B	a1
C 1008	CHIP CAP.	0.001uF	50V	B	GRM36B102K50PT	K22178809		1-	B	a1
C 1009	CHIP CAP.	0.01uF	16V	B	GRM36B103K16PT	K22128804		1-	B	a1
C 1010	CHIP CAP.	33pF	50V	CH	GRM36CH330J50PT	K22178224		1-	B	a1
C 1011	CHIP CAP.	47pF	50V	CH	GRM36CH470J50PT	K22178228		1-	B	a1
C 1013	CHIP CAP.	33pF	50V	CH	GRM36CH330J50PT	K22178224		1-	B	b1
C 1014	CHIP CAP.	2pF	50V	CK	GRM36CK020C50PT	K22178204		1-	B	c1
C 1015	CHIP CAP.	5pF	50V	CH	UMK105CH050CW-F	K22178253		1-	B	c1
C 1016	CHIP CAP.	10pF	50V	CH	UMK105CH100DW-F	K22178258		1-	B	c1
C 1017	CHIP CAP.	100pF	50V	CH	GRM36CH101J50PT	K22178236		1-	B	b1
C 1018	CHIP CAP.	12pF	50V	CH	GRM36CH120J50PT	K22178214		1-	B	c1
C 1019	CHIP CAP.	5pF	50V	CH	UMK105CH050CW-F	K22178253		1-2	B	c1
C 1019	CHIP CAP.	5pF	50V	CH	UMK105CH050CW-F	K22178253	AUSTRALIA	3-	B	c1
C 1019	CHIP CAP.	7pF	50V	CH	UMK105CH070DW-F	K22178255	EUROPE	3-	B	c1
C 1019	CHIP CAP.	5pF	50V	CH	UMK105CH050CW-F	K22178253	EXPORT	3-	B	c1
C 1019	CHIP CAP.	5pF	50V	CH	UMK105CH050CW-F	K22178253	USA	3-	B	c1
C 1020	CHIP CAP.	5pF	50V	CH	UMK105CH050CW-F	K22178253		1-	B	c1
C 1022	CHIP CAP.	0.001uF	50V	B	GRM36B102K50PT	K22178809		1-	B	b1
C 1023	CHIP CAP.	68pF	50V	CH	GRM36CH680J50PT	K22178232		1-	B	a1
C 1024	CHIP CAP.	56pF	50V	CH	GRM36CH560J50PT	K22178230		1-	B	a1
C 1025	CHIP CAP.	100pF	50V	CH	GRM36CH101J50PT	K22178236		1-	B	a1
C 1026	CHIP CAP.	0.01uF	16V	B	GRM36B103K16PT	K22128804		1-	B	a1
C 1028	CHIP CAP.	0.001uF	50V	B	GRM36B102K50PT	K22178809		1-	B	a1
C 1029	CHIP CAP.	0.001uF	50V	B	GRM36B102K50PT	K22178809		1-	B	a1
C 1030	CHIP CAP.	47pF	50V	CH	GRM36CH470J50PT	K22178228		1-	B	a1
C 1031	CHIP CAP.	0.1uF	10V	B	GRM36B104K10PT	K22108802		1-	B	a1
C 1032	CHIP CAP.	0.1uF	10V	B	GRM36B104K10PT	K22108802		1-	B	a1
C 1033	CHIP CAP.	0.01uF	16V	B	GRM36B103K16PT	K22128804		1-	B	a1
C 1034	CHIP CAP.	0.01uF	16V	B	GRM36B103K16PT	K22128804		1-	B	a1
C 1035	CHIP CAP.	0.001uF	50V	B	GRM36B102K50PT	K22178809		1-	B	a2
C 1036	CHIP CAP.	0.001uF	50V	B	GRM36B102K50PT	K22178809		1-	A	A2
C 1037	CHIP CAP.	0.001uF	50V	B	GRM36B102K50PT	K22178809		1-	B	a2
C 1038	AL.ELECTRO.CAP.	100uF	16V		ECEV1CA101WP	K48120012		1-	A	B2
C 1039	CHIP CAP.	4pF	50V	CH	UMK105CH040CW-F	K22178252		1-	B	b1
C 1040	CHIP CAP.	1pF	50V	CK	GRM36CK010B50PT	K22178287		1-	B	b1
C 1041	CHIP CAP.	0.001uF	50V	B	GRM36B102K50PT	K22178809		1-	B	c1
C 1042	CHIP CAP.	3pF	50V	CJ	UMK105CJ030CW-F	K22178251		1-	B	c1
C 1043	CHIP CAP.	4pF	50V	CH	UMK105CH040CW-F	K22178252		1-2	B	b1
C 1043	CHIP CAP.	4pF	50V	CH	UMK105CH040CW-F	K22178252	AUSTRALIA	3-	B	b1
C 1043	CHIP CAP.	3pF	50V	CJ	UMK105CJ030CW-F	K22178251	EUROPE	3-	B	b1
C 1043	CHIP CAP.	4pF	50V	CH	UMK105CH040CW-F	K22178252	EXPORT	3-	B	b1
C 1043	CHIP CAP.	4pF	50V	CH	UMK105CH040CW-F	K22178252	USA	3-	B	b1
C 1044	CHIP CAP.	8pF	50V	CH	GRM36CH080D50PT	K22178210		1-	B	c1
C 1045	CHIP CAP.	39pF	50V	CH	GRM36CH390J50PT	K22178226		1-	B	b1
C 1046	CHIP CAP.	4pF	50V	CH	UMK105CH040CW-F	K22178252		1-	B	b1
C 1047	CHIP CAP.	0.1uF	10V	B	GRM36B104K10PT	K22108802		1-	B	c1
C 1048	CHIP CAP.	33pF	50V	CH	GRM36CH330J50PT	K22178224		1-	B	b1
C 1049	CHIP CAP.	22pF	50V	CH	GRM36CH220J50PT	K22178220		1-	B	a1
C 1050	CHIP CAP.	0.1uF	10V	B	GRM36B104K10PT	K22108802		1-	B	a1

# RF Unit

REF.	DESCRIPTION	VALUE	V/W	TOL.	MFR'S DESIG	VXSTD P/N	VERS.	LOT.	SIDE	LAY ADR.
C 1051	CHIP CAP.	22pF	50V	CH	GRM36CH220J50PT	K22178220		1-	B	a1
C 1052	CHIP CAP.	0.001uF	50V	B	GRM36B102K50PT	K22178809		1-	B	a1
C 1053	CHIP CAP.	0.001uF	50V	B	GRM36B102K50PT	K22178809		1-	B	a1
C 1054	CHIP CAP.	0.1uF	10V	B	GRM36B104K10PT	K22108802		1-	B	a1
C 1055	CHIP CAP.	0.001uF	50V	B	GRM36B102K50PT	K22178809		1-	B	a1
C 1056	CHIP CAP.	56pF	50V	CH	GRM36CH560J50PT	K22178230		1-	B	a1
C 1057	CHIP CAP.	0.1uF	10V	B	GRM36B104K10PT	K22108802		1-	B	a1
C 1058	CHIP CAP.	0.1uF	10V	B	GRM36B104K10PT	K22108802		1-	B	a2
C 1059	CHIP CAP.	3pF	50V	CJ	UMK105CJ030CW-F	K22178251		1-	B	c1
C 1060	CHIP CAP.	4pF	50V	CH	UMK105CH040CW-F	K22178252		1-2	B	c1
C 1060	CHIP CAP.	4pF	50V	CH	UMK105CH040CW-F	K22178252	AUSTRALIA	3-	B	c1
C 1060	CHIP CAP.	3pF	50V	CJ	UMK105CJ030CW-F	K22178251	EUROPE	3-	B	c1
C 1060	CHIP CAP.	4pF	50V	CH	UMK105CH040CW-F	K22178252	EXPORT	3-	B	c1
C 1060	CHIP CAP.	4pF	50V	CH	UMK105CH040CW-F	K22178252	USA	3-	B	c1
C 1061	CHIP CAP.	0.001uF	50V	B	GRM36B102K50PT	K22178809		1-	B	c1
C 1062	CHIP CAP.	1pF	50V	CK	GRM36CK010B50PT	K22178287		1-	B	c1
C 1063	CHIP CAP.	27pF	50V	CH	GRM36CH270J50PT	K22178222		1-	B	c2
C 1064	CHIP CAP.	1pF	50V	CK	UMK105CK010CW-F	K22178248		1-	B	c2
C 1065	CHIP CAP.	2pF	50V	CK	GRM36CK020C50PT	K22178204		1-	B	c2
C 1066	CHIP CAP.	4pF	50V	CH	UMK105CH040CW-F	K22178252		1-2	B	c1
C 1066	CHIP CAP.	4pF	50V	CH	UMK105CH040CW-F	K22178252	AUSTRALIA	3-	B	c1
C 1066	CHIP CAP.	3pF	50V	CJ	UMK105CJ030CW-F	K22178251	EUROPE	3-	B	c1
C 1066	CHIP CAP.	4pF	50V	CH	UMK105CH040CW-F	K22178252	EXPORT	3-	B	c1
C 1066	CHIP CAP.	4pF	50V	CH	UMK105CH040CW-F	K22178252	USA	3-	B	c1
C 1067	CHIP CAP.	27pF	50V	CH	GRM36CH270J50PT	K22178222		1-	B	c2
C 1068	CHIP CAP.	12pF	50V	CH	GRM36CH120J50PT	K22178214		1-	B	c2
C 1069	CHIP CAP.	33pF	50V	CH	GRM36CH330J50PT	K22178224		1-	B	c1
C 1070	CHIP CAP.	4pF	50V	CH	UMK105CH040CW-F	K22178252		1-	B	c1
C 1071	CHIP CAP.	33pF	50V	CH	GRM36CH330J50PT	K22178224		1-	B	c1
C 1072	CHIP CAP.	3pF	50V	CJ	UMK105CJ030CW-F	K22178251		1-2	B	c1
C 1072	CHIP CAP.	3pF	50V	CJ	UMK105CJ030CW-F	K22178251	AUSTRALIA	3-	B	c1
C 1072	CHIP CAP.	1pF	50V	CK	UMK105CK010CW-F	K22178248	EUROPE	3-	B	c1
C 1072	CHIP CAP.	3pF	50V	CJ	UMK105CJ030CW-F	K22178251	EXPORT	3-	B	c1
C 1072	CHIP CAP.	3pF	50V	CJ	UMK105CJ030CW-F	K22178251	USA	3-	B	c1
C 1073	CHIP CAP.	0.001uF	50V	B	GRM36B102K50PT	K22178809		1-	B	a2
C 1074	CHIP CAP.	9pF	50V	CH	GRM36CH090D50PT	K22178211		1-	B	a2
C 1075	CHIP CAP.	10pF	50V	CH	UMK105CH100DW-F	K22178258		1-	B	a2
C 1076	CHIP CAP.	1pF	50V	CK	UMK105CK010CW-F	K22178248		1-	B	a2
C 1077	CHIP CAP.	0.01uF	16V	B	GRM36B103K16PT	K22128804		1-	B	a2
C 1078	CHIP CAP.	100pF	50V	CH	GRM36CH101J50PT	K22178236		1-	B	a1
C 1079	CHIP CAP.	0.01uF	16V	B	GRM36B103K16PT	K22128804		1-	B	a2
C 1080	CHIP CAP.	100pF	50V	CH	GRM36CH101J50PT	K22178236		1-	B	a2
C 1081	CHIP CAP.	2pF	50V	CK	GRM36CK020C50PT	K22178204		1-	B	c2
C 1082	CHIP CAP.	5pF	50V	CH	UMK105CH050CW-F	K22178253		1-	B	c2
C 1083	CHIP CAP.	3pF	50V	CJ	UMK105CJ030CW-F	K22178251		1-	B	c2
C 1084	CHIP CAP.	0.001uF	50V	B	GRM36B102K50PT	K22178809		1-	B	c2
C 1085	CHIP CAP.	0.001uF	50V	B	GRM36B102K50PT	K22178809		1-	B	c1
C 1086	CHIP CAP.	0.1uF	10V	B	GRM36B104K10PT	K22108802		1-	B	c1
C 1087	CHIP CAP.	0.1uF	10V	B	GRM36B104K10PT	K22108802		1-	B	a2
C 1090	CHIP CAP.	10pF	50V	CH	UMK105CH100DW-F	K22178258		1	A	B1
C 1090	CHIP CAP.	10pF	50V	CH	UMK105CH100DW-F	K22178258	AUSTRALIA	2-	A	B1
C 1090	CHIP CAP.	10pF	50V	CH	UMK105CH100DW-F	K22178258	EUROPE	2-	A	B1
C 1090	CHIP CAP.	10pF	50V	CH	UMK105CH100DW-F	K22178258	EXPORT	2-	A	B1
C 1091	CHIP CAP.	33pF	50V	CH	GRM36CH330J50PT	K22178224		1	A	B1
C 1091	CHIP CAP.	39pF	50V	CH	GRM36CH390J50PT	K22178226	AUSTRALIA	2-	A	B1
C 1091	CHIP CAP.	39pF	50V	CH	GRM36CH390J50PT	K22178226	EUROPE	2-	A	B1
C 1091	CHIP CAP.	39pF	50V	CH	GRM36CH390J50PT	K22178226	EXPORT	2-	A	B1
C 1091	CHIP CAP.	39pF	50V	CH	GRM36CH390J50PT	K22178226	USA	2-	A	B1
C 1092	CHIP CAP.	0.001uF	50V	B	GRM36B102K50PT	K22178809		1-	A	B2
C 1094	CHIP CAP.	0.001uF	50V	B	GRM36B102K50PT	K22178809		1-	A	C1
C 1095	CHIP CAP.	22pF	50V	CH	GRM36CH220J50PT	K22178220		1-	B	a2
C 1096	CHIP CAP.	0.001uF	50V	B	GRM36B102K50PT	K22178809		1-	B	a2

REF.	DESCRIPTION	VALUE	V/W	TOL.	MFR'S DESIG	VXSTD P/N	VERS.	LOT.	SIDE	LAY ADR.
C 1097	CHIP CAP.	0.001uF	50V	B	GRM36B102K50PT	K22178809		1-	B	b2
C 1098	CHIP CAP.	0.01uF	16V	B	GRM36B103K16PT	K22128804		1-	B	b2
C 1099	CHIP CAP.	1uF	6.3V	B	GRM39B105K6.3PT	K22084801		1-	A	A2
C 1100	CHIP TA.CAP.	22uF	4V		TESVSP0G226M-8R	K78060047		1-	B	b2
C 1101	CHIP CAP.	0.1uF	10V	B	GRM36B104K10PT	K22108802		1-	B	c1
C 1102	CHIP CAP.	220pF	25V	CH	TMK105CH221JW-F	K22148246		1-	B	b2
C 1103	CHIP CAP.	0.01uF	16V	B	GRM36B103K16PT	K22128804		1-	A	A2
C 1105	CHIP CAP.	33pF	50V	CH	GRM36CH330J50PT	K22178224		1	A	C1
C 1105	CHIP CAP.	33pF	50V	CH	GRM36CH330J50PT	K22178224	AUSTRALIA	2-	A	C1
C 1105	CHIP CAP.	33pF	50V	CH	GRM36CH330J50PT	K22178224	EUROPE	2-	A	C1
C 1105	CHIP CAP.	33pF	50V	CH	GRM36CH330J50PT	K22178224	EXPORT	2-	A	C1
C 1105	CHIP CAP.	33pF	50V	CH	GRM36CH330J50PT	K22178224	USA	2-	A	C1
C 1106	CHIP CAP.	18pF	50V	CH	GRM36CH180J50PT	K22178218		1	A	C1
C 1106	CHIP CAP.	18pF	50V	CH	GRM36CH180J50PT	K22178218	AUSTRALIA	2-	A	C1
C 1106	CHIP CAP.	18pF	50V	CH	GRM36CH180J50PT	K22178218	EUROPE	2-	A	C1
C 1106	CHIP CAP.	18pF	50V	CH	GRM36CH180J50PT	K22178218	EXPORT	2-	A	C1
C 1106	CHIP CAP.	18pF	50V	CH	GRM36CH180J50PT	K22178218	USA	2-	A	C1
C 1107	CHIP CAP.	0.001uF	50V	B	GRM36B102K50PT	K22178809		1-	A	C1
C 1108	CHIP CAP.	12pF	50V	CH	GRM36CH120J50PT	K22178214		1	A	B1
C 1108	CHIP CAP.	12pF	50V	CH	GRM36CH120J50PT	K22178214	AUSTRALIA	2-	A	B1
C 1108	CHIP CAP.	12pF	50V	CH	GRM36CH120J50PT	K22178214	EUROPE	2-	A	B1
C 1108	CHIP CAP.	12pF	50V	CH	GRM36CH120J50PT	K22178214	EXPORT	2-	A	B1
C 1108	CHIP CAP.	12pF	50V	CH	GRM36CH120J50PT	K22178214	USA	2-	A	B1
C 1109	CHIP CAP.	10pF	50V	CH	GRM36CH100D50PT	K22178212		2-	A	B1
C 1109	CHIP CAP.	27pF	50V	CH	GRM36CH270J50PT	K22178222		1	A	B1
C 1109	CHIP CAP.	27pF	50V	CH	GRM36CH270J50PT	K22178222	AUSTRALIA	2-	A	B1
C 1109	CHIP CAP.	27pF	50V	CH	GRM36CH270J50PT	K22178222	EUROPE	2-	A	B1
C 1109	CHIP CAP.	27pF	50V	CH	GRM36CH270J50PT	K22178222	EXPORT	2-	A	B1
C 1109	CHIP CAP.	27pF	50V	CH	GRM36CH270J50PT	K22178222	USA	2-	A	B1
C 1110	CHIP CAP.	0.01uF	16V	B	GRM36B103K16PT	K22128804		1-	A	B1
C 1111	CHIP CAP.	47pF	50V	CH	GRM36CH470J50PT	K22178228		1-	A	B1
C 1112	CHIP CAP.	0.01uF	16V	B	GRM36B103K16PT	K22128804		1-	A	B1
C 1113	CHIP CAP.	2pF	50V	CK	GRM36CK020C50PT	K22178204	EUROPE	3-	B	a1
C 1114	CHIP TA.CAP.	4.7uF	6.3V		TESVSP0J475M-8R	K78080053		1-	A	C1
C 1115	CHIP CAP.	100pF	50V	CH	GRM36CH101J50PT	K22178236		1-	B	b2
C 1116	CHIP CAP.	100pF	50V	CH	GRM36CH101J50PT	K22178236		1-	B	b1
C 1117	CHIP CAP.	100pF	50V	CH	GRM36CH101J50PT	K22178236		1-	B	b2
C 1118	CHIP CAP.	10pF	50V	CH	UMK105CH100DW-F	K22178258		1-	B	c2
C 1119	CHIP CAP.	22pF	50V	CH	GRM36CH220J50PT	K22178220		1-	B	c2
C 1120	CHIP CAP.	0.001uF	50V	B	GRM36B102K50PT	K22178809		1-	B	b1
C 1121	CHIP TA.CAP.	1.5uF	10V		TESVSP1A155M-8R	K78100050		1-	B	c1
C 1122	CHIP CAP.	7pF	50V	CH	UMK105CH070DW-F	K22178255		1-	B	b1
C 1123	CHIP CAP.	0.001uF	50V	B	GRM36B102K50PT	K22178809		1-	B	c2
C 1124	CHIP CAP.	12pF	50V	CH	GRM36CH120J50PT	K22178214		1	A	B1
C 1124	CHIP CAP.	10pF	50V	CH	UMK105CH100DW-F	K22178258	AUSTRALIA	2-	A	B1
C 1124	CHIP CAP.	10pF	50V	CH	UMK105CH100DW-F	K22178258	EUROPE	2-	A	B1
C 1124	CHIP CAP.	10pF	50V	CH	UMK105CH100DW-F	K22178258	EXPORT	2-	A	B1
C 1124	CHIP CAP.	10pF	50V	CH	UMK105CH100DW-F	K22178258	USA	2-	A	B1
C 1125	CHIP CAP.	39pF	50V	CH	GRM36CH390J50PT	K22178226		1	A	B1
C 1125	CHIP CAP.	39pF	50V	CH	GRM36CH390J50PT	K22178226	AUSTRALIA	2-	A	B1
C 1125	CHIP CAP.	39pF	50V	CH	GRM36CH390J50PT	K22178226	EUROPE	2-	A	B1
C 1125	CHIP CAP.	39pF	50V	CH	GRM36CH390J50PT	K22178226	EXPORT	2-	A	B1
C 1125	CHIP CAP.	39pF	50V	CH	GRM36CH390J50PT	K22178226	USA	2-	A	B1
C 1126	CHIP CAP.	33pF	50V	CH	GRM36CH330J50PT	K22178224		1-	A	B1
C 1127	CHIP CAP.	0.001uF	50V	B	GRM36B102K50PT	K22178809		1-	A	B1
C 1129	CHIP CAP.	0.001uF	50V	B	GRM36B102K50PT	K22178809		1-	A	B1
C 1130	CHIP CAP.	47pF	50V	CH	GRM36CH470J50PT	K22178228		1-	A	B1
C 1132	CHIP CAP.	0.01uF	16V	B	GRM36B103K16PT	K22128804		1-	A	B1
C 1133	CHIP CAP.	0.001uF	50V	B	GRM36B102K50PT	K22178809		1-	A	C1
C 1134	CHIP CAP.	68pF	50V	CH	GRM36CH680J50PT	K22178232		1-	A	B1
C 1136	CHIP CAP.	0.1uF	10V	B	GRM36B104K10PT	K22108802		1-	A	C1
C 1137	CHIP CAP.	0.001uF	50V	B	GRM36B102K50PT	K22178809		1-	A	C1
C 1138	CHIP TA.CAP.	0.1uF	20V		SKF-1D104M-RP	K78130049		1-	B	b1

# RF Unit

REF.	DESCRIPTION	VALUE	V/W	TOL.	MFR'S DESIG	VXSTD P/N	VERS.	LOT.	SIDE	LAY ADR.
C 1139	CHIP TA.CAP.	0.1uF	20V		SKF-1D104M-RP	K78130049		1-	B	b1
C 1140	CHIP CAP.	0.001uF	50V	B	GRM36B102K50PT	K22178809		1-	B	b1
C 1141	CHIP CAP.	1uF	6.3V	B	GRM39B105K6.3PT	K22084801		1-	B	b1
C 1142	CHIP CAP.	1uF	6.3V	B	GRM39B105K6.3PT	K22084801		1-	B	b1
C 1143	CHIP CAP.	1uF	6.3V	B	GRM39B105K6.3PT	K22084801		1-	B	b1
C 1144	CHIP TA.CAP.	0.1uF	20V		SKF-1D104M-RP	K78130049		1-	B	b1
C 1145	CHIP CAP.	0.01uF	16V	B	GRM36B103K16PT	K22128804		1-	B	b1
C 1146	CHIP CAP.	0.033uF	10V	B	GRM36B333K10PT	K22108803		1-	B	b1
C 1147	CHIP CAP.	12pF	50V	CH	GRM36CH120J50PT	K22178214		1-	A	B1
C 1148	CHIP CAP.	0.01uF	16V	B	GRM36B103K16PT	K22128804		1-	A	C1
C 1150	CHIP CAP.	12pF	50V	CH	GRM36CH120J50PT	K22178214		1-	A	B1
C 1151	CHIP CAP.	12pF	50V	CH	GRM36CH120J50PT	K22178214		1-	A	B1
C 1152	CHIP CAP.	0.001uF	50V	B	GRM36B102K50PT	K22178809		1-	A	B1
C 1153	CHIP CAP.	4pF	50V	CH	UMK105CH040CW-F	K22178252		1-	A	B1
C 1154	CHIP CAP.	0.001uF	50V	B	GRM36B102K50PT	K22178809		1-	A	B1
C 1155	CHIP CAP.	75pF	50V	CH	GRM39CH750J50PT	K22174232		1-	A	B2
C 1156	CHIP CAP.	33pF	50V	CH	GRM36CH330J50PT	K22178224		1-	A	B1
C 1157	CHIP CAP.	39pF	50V	CH	GRM36CH390J50PT	K22178226		1-	A	B1
C 1158	CHIP CAP.	0.1uF	10V	B	GRM36B104K10PT	K22108802		1-	A	C1
C 1159	CHIP CAP.	0.001uF	50V	B	GRM36B102K50PT	K22178809		1-	A	B1
C 1160	CHIP CAP.	56pF	50V	CH	GRM36CH560J50PT	K22178230		1-	A	B2
C 1161	CHIP CAP.	100pF	50V	CH	GRM36CH101J50PT	K22178236		1-	A	B2
C 1162	CHIP CAP.	0.001uF	50V	B	GRM36B102K50PT	K22178809		1-	B	b1
C 1163	CHIP CAP.	0.001uF	50V	B	GRM36B102K50PT	K22178809		1-	B	b1
C 1164	CHIP CAP.	0.001uF	50V	B	GRM36B102K50PT	K22178809		1-	B	b1
C 1165	CHIP CAP.	0.001uF	50V	B	GRM36B102K50PT	K22178809		1-	A	B2
C 1166	CHIP CAP.	0.01uF	16V	B	GRM36B103K16PT	K22128804		1-	A	B2
C 1168	CHIP CAP.	1pF	50V	CK	GRM36CK010B50PT	K22178287		1-	A	A1
C 1170	CHIP CAP.	0.5pF	50V	CK	GRM36CK0R5B50PT	K22178285		1	A	A2
C 1170	CHIP CAP.	0.5pF	50V	CK	GRM36CK0R5B50PT	K22178285	AUSTRALIA	2-	A	A2
C 1170	CHIP CAP.	0.5pF	50V	CK	GRM36CK0R5B50PT	K22178285	EUROPE	2-	A	A2
C 1170	CHIP CAP.	0.5pF	50V	CK	GRM36CK0R5B50PT	K22178285	EXPORT	2-	A	A2
C 1170	CHIP CAP.	2pF	50V	CK	GRM36CK020B50PT	K22178289	USA	2-	A	A2
C 1171	CHIP CAP.	0.001uF	50V	B	GRM36B102K50PT	K22178809		1-	A	A1
C 1172	CHIP CAP.	7pF	50V	CH	UMK105CH070DW-F	K22178255		1-	A	A1
C 1174	CHIP CAP.	12pF	50V	CH	GRM36CH120J50PT	K22178214		1-	A	A1
C 1175	CHIP CAP.	0.5pF	50V	CK	GRM36CK0R5B50PT	K22178285		1-	A	A2
C 1176	CHIP CAP.	47pF	50V	CH	GRM36CH470J50PT	K22178228		1-	A	B1
C 1177	CHIP CAP.	0.001uF	50V	B	GRM36B102K50PT	K22178809		1-	A	B1
C 1178	CHIP CAP.	0.001uF	50V	B	GRM36B102K50PT	K22178809		1-	A	A1
C 1179	CHIP CAP.	0.001uF	50V	B	GRM36B102K50PT	K22178809		1-	A	A1
C 1180	CHIP CAP.	0.001uF	50V	B	GRM36B102K50PT	K22178809		1-	A	A2
C 1181	CHIP CAP.	8pF	50V	CH	GRM36CH080D50PT	K22178210		1-	A	A1
C 1182	CHIP CAP.	22pF	50V	CH	GRM36CH220J50PT	K22178220		1-	A	A2
C 1183	CHIP CAP.	0.01uF	16V	B	GRM36B103K16PT	K22128804		1-	A	B2
C 1184	CHIP CAP.	100pF	50V	CH	GRM36CH101J50PT	K22178236		1-	A	B2
C 1185	CHIP CAP.	0.1uF	10V	B	GRM36B104K10PT	K22108802		1-	A	A2
C 1186	CHIP CAP.	68pF	50V	CH	GRM36CH680J50PT	K22178232		1-	A	A2
C 1187	CHIP TA.CAP.	22uF	4V		TESVSP0G226M-8R	K78060047		1-	B	b2
C 1188	CHIP TA.CAP.	22uF	4V		TESVSP0G226M-8R	K78060047		1-	B	b2
C 1189	CHIP CAP.	0.001uF	50V	B	GRM36B102K50PT	K22178809		1-	B	b2
C 1190	CHIP CAP.	1pF	50V	CK	GRM36CK010B50PT	K22178287		1-	A	A1
C 1191	CHIP CAP.	0.5pF	50V	CK	GRM36CK0R5B50PT	K22178285		1-	A	A1
C 1193	CHIP CAP.	1pF	50V	CK	GRM36CK010B50PT	K22178287		1-	A	A1
C 1194	CHIP CAP.	0.5pF	50V	CK	GRM36CK0R5B50PT	K22178285		1-	A	A1
C 1195	CHIP CAP.	7pF	50V	CH	UMK105CH070DW-F	K22178255		1-	A	A1
C 1196	CHIP CAP.	0.001uF	50V	B	GRM36B102K50PT	K22178809		1-	A	A1
C 1197	CHIP CAP.	100pF	50V	CH	GRM36CH101J50PT	K22178236		1-	A	A1
C 1198	CHIP CAP.	15pF	50V	CH	GRM36CH150J50PT	K22178216		1-	A	A1
C 1199	CHIP CAP.	15pF	50V	CH	GRM36CH150J50PT	K22178216		1-	A	A1
C 1200	CHIP CAP.	18pF	50V	CH	GRM36CH180J50PT	K22178218		1-	A	A1
C 1201	CHIP CAP.	7pF	50V	CH	UMK105CH070DW-F	K22178255		1-	A	A1

REF.	DESCRIPTION	VALUE	V/W	TOL.	MFR'S DESIG	VXSTD P/N	VERS.	LOT.	SIDE	LAY ADR.
C 1202	CHIP CAP.	18pF	50V	CH	GRM36CH180J50PT	K22178218		1-	A	A2
C 1203	CHIP CAP.	8pF	50V	CH	GRM36CH080D50PT	K22178210		1-	A	A1
C 1204	CHIP CAP.	12pF	50V	CH	GRM36CH120J50PT	K22178214		1-	A	A1
C 1205	CHIP CAP.	33pF	50V	CH	GRM36CH330J50PT	K22178224		1-	A	A1
C 1206	CHIP CAP.	33pF	50V	CH	GRM36CH330J50PT	K22178224		1-	A	A1
C 1207	CHIP CAP.	12pF	50V	CH	GRM36CH120J50PT	K22178214		1-	A	A1
C 1209	CHIP CAP.	120pF	50V	CH	UMK105CH121JW-F	K22178284		1-	A	A2
C 1210	CHIP CAP.	10pF	50V	CH	UMK105CH100DW-F	K22178258		1-	A	A1
C 1212	CHIP CAP.	0.001uF	50V	B	GRM36B102K50PT	K22178809		1-	A	B2
C 1213	CHIP CAP.	0.001uF	50V	B	GRM36B102K50PT	K22178809		1-	A	B2
C 1214	CHIP CAP.	0.001uF	50V	B	GRM36B102K50PT	K22178809		1-	A	B2
C 1215	CHIP CAP.	0.001uF	50V	B	GRM36B102K50PT	K22178809		1-	B	b2
C 1216	CHIP CAP.	0.001uF	50V	B	GRM36B102K50PT	K22178809		1-	A	B2
C 1217	CHIP CAP.	3pF	50V	CJ	UMK105CJ030CW-F	K22178251		1-	A	C1
C 1218	CHIP CAP.	0.001uF	50V	B	GRM36B102K50PT	K22178809		1-	A	A2
C 1220	CHIP CAP.	0.001uF	50V	B	GRM36B102K50PT	K22178809		1-	A	B1
C 1221	CHIP CAP.	0.001uF	50V	B	GRM36B102K50PT	K22178809		1-	B	b2
C 1222	CHIP CAP.	0.001uF	50V	B	GRM36B102K50PT	K22178809		1-	B	b1
C 1223	CHIP CAP.	0.001uF	50V	B	GRM36B102K50PT	K22178809		1-	B	a1
C 1224	CHIP CAP.	0.001uF	50V	B	GRM36B102K50PT	K22178809		1-	B	a1
C 1225	CHIP CAP.	0.001uF	50V	B	GRM36B102K50PT	K22178809		1-	B	b1
C 1226	CHIP CAP.	7pF	50V	CH	UMK105CH070DW-F	K22178255		1-	A	B2
C 1227	CHIP CAP.	0.001uF	50V	B	GRM36B102K50PT	K22178809		1-	B	b1
C 1228	CHIP CAP.	33pF	50V	CH	GRM36CH330J50PT	K22178224		1-	A	B1
C 1228	CHIP CAP.	33pF	50V	CH	GRM36CH330J50PT	K22178224	AUSTRALIA	2-	A	B1
C 1228	CHIP CAP.	33pF	50V	CH	GRM36CH330J50PT	K22178224	EUROPE	2-	A	B1
C 1228	CHIP CAP.	33pF	50V	CH	GRM36CH330J50PT	K22178224	EXPORT	2-	A	B1
C 1228	CHIP CAP.	33pF	50V	CH	GRM36CH330J50PT	K22178224	USA	2-	A	B1
C 1229	CHIP CAP.	0.001uF	50V	B	GRM36B102K50PT	K22178809		1-	A	A2
C 1231	CHIP CAP.	47pF	50V	CH	GRM36CH470J50PT	K22178228		1-	A	B2
C 1232	CHIP CAP.	0.001uF	50V	B	GRM36B102K50PT	K22178809		1-	A	A1
C 1233	CHIP CAP.	0.001uF	50V	B	GRM36B102K50PT	K22178809		3-	B	b2
C 1234	CHIP CAP.	0.001uF	50V	B	GRM36B102K50PT	K22178809		3-	A	B2
C 1240	CHIP CAP.	0.01uF	16V	B	GRM36B103K16PT	K22128804	USA	2-		
D 1001	DIODE				1SS362 TE85R	G2070268		1-	B	b1
D 1002	DIODE				1SS362 TE85R	G2070268		1-	B	a1
D 1003	DIODE				1SV271 TPH3	G2070476		1-	B	c1
D 1004	DIODE				DAN222M T2L	G2070936		1-	B	a1
D 1005	DIODE				M1FM3-4063	G2070804		1-	B	a2
D 1006	DIODE				1SV323(TPH3)	G2071006		1-	B	b1
D 1007	DIODE				1SV323(TPH3)	G2071006		1-	B	b1
D 1008	DIODE				1SV325(TPH3)	G2070848		1-	B	a1
D 1009	DIODE				1SV325(TPH3)	G2070848		1-	B	a1
D 1010	DIODE				JDS2S03S(TAPE)	G2071062		1-	B	a1
D 1011	DIODE				HVC355B(TAPE)	G2070588		1-	B	a1
D 1012	DIODE				HVC355B(TAPE)	G2070588		1-	B	a1
D 1013	DIODE				JDS2S03S(TAPE)	G2071062		1-	B	a1
D 1014	DIODE				HVR100-8TRU	G2070540		1-	B	a1
D 1015	DIODE				DAN222M T2L	G2070936		1-	B	a1
D 1016	DIODE				1SV331(TPH3,F)	G2071044		1-	B	c2
D 1017	DIODE				1SV331(TPH3,F)	G2071044		1-	B	c2
D 1018	DIODE				1SV323(TPH3)	G2071006		1-	B	c1
D 1019	DIODE				1SV323(TPH3)	G2071006		1-	B	c1
D 1020	DIODE				1SV325(TPH3)	G2070848		1-	B	a1
D 1021	DIODE				1SV325(TPH3)	G2070848		1-	B	a2
D 1022	DIODE				HVC355B(TAPE)	G2070588		1-	B	a1
D 1023	DIODE				HVC355B(TAPE)	G2070588		1-	B	a2
D 1024	DIODE				JDS2S03S(TAPE)	G2071062		1-	B	a2
D 1025	DIODE				1SV325(TPH3)	G2070848		1-	B	a2
D 1026	DIODE				1SV325(TPH3)	G2070848		1-	B	a2
D 1027	DIODE				1SS400G T2R	G2070934		1-	B	c2
D 1028	DIODE				1SS400G T2R	G2070934		1-	B	c2

# RF Unit

REF.	DESCRIPTION	VALUE	V/W	TOL.	MFR'S DESIG	VXSTD P/N	VERS.	LOT.	SIDE	LAY ADR.
D 1029	DIODE				DAN222M T2L	G2070936		1-	B	a2
D 1030	DIODE				1SS400G T2R	G2070934		1-	B	a2
D 1031	DIODE				DAN222M T2L	G2070936		1-	B	a2
D 1032	DIODE				1SS400G T2R	G2070934		1-	B	a2
D 1033	DIODE				DAN222M T2L	G2070936		1-	B	a2
D 1034	DIODE				DAN222M T2L	G2070936		1-	B	b1
D 1035	DIODE				HN2D01FUTE85R	G2070348		1-	B	b2
D 1036	DIODE				HVC359 TRF	G2070708		1-	B	b2
D 1037	DIODE				DAN222M T2L	G2070936		1-	B	b1
D 1038	DIODE				JDS2S03S(TAPE)	G2071062		1-	A	B1
D 1040	DIODE				1SS314 TPH3	G2070122		1-	A	B1
D 1041	DIODE				1SS314 TPH3	G2070122		1-	A	A1
D 1042	DIODE				DAN222M T2L	G2070936		1-	B	a1
D 1043	DIODE				RB751S-40TE61	G2070850		1-	A	A1
D 1044	DIODE				RB751S-40TE61	G2070850		1-	A	A1
D 1045	DIODE				RB751S-40TE61	G2070850		1-	A	A2
D 1046	DIODE				RLS135 TE-11	G2070128		1-	A	B1
D 1047	DIODE				1SV307(TPH3)	G2070638		1-	A	B1
D 1048	DIODE				1SV271 TPH3	G2070476		1-	A	A1
D 1049	DIODE				RLS135 TE-11	G2070128		1-	A	B2
D 1050	DIODE				1SV307(TPH3)	G2070638		1-	A	A1
D 1051	DIODE				RLS135 TE-11	G2070128		1-	A	B2
D 1052	DIODE				1SV307(TPH3)	G2070638		1-	A	B2
D 1053	DIODE				DAN222M T2L	G2070936		1-	B	a1
D 1054	DIODE				RB751S-40TE61	G2070850		1-	A	A1
D 1055	DIODE				1SV271 TPH3	G2070476		1	A	A1
D 1055	DIODE				1SV271 TPH3	G2070476	AUSTRALIA	2-	A	A1
D 1055	DIODE				1SV271 TPH3	G2070476	EUROPE	2-	A	A1
D 1055	DIODE				1SV271 TPH3	G2070476	EXPORT	2-	A	A1
D 1055	DIODE				RLS135 TE-11	G2070128	USA	2-	A	A1
D 1056	DIODE				1SS400G T2R	G2070934		1-	B	b2
D 1057	DIODE				DAN222M T2L	G2070936		1-	B	b1
D 1058	DIODE				DAN222M T2L	G2070936		1-	B	b2
D 1059	DIODE				EDZ TE61 3.9B	G2071004		1		
D 1059	DIODE				EDZ TE61 5.1B	G2070998	AUSTRALIA	2		
D 1059	DIODE				EDZ TE61 5.1B	G2070998	EUROPE	2		
D 1059	DIODE				EDZ TE61 5.1B	G2070998	EXPORT	2		
D 1059	DIODE				EDZ TE61 5.1B	G2070998	USA	2		
D 1060	DIODE				RB751S-40TE61	G2070850		1-	A	B2
D 1061	DIODE				1SS400 TE61	G2070634	USA	2-		
FB1001	CHIP COIL				BLM21PG300SN1D	L1690840		1-	B	a2
FB1002	CHIP COIL				BLM21PG300SN1D	L1690840		1-	A	A2
FB1003	CHIP COIL				BLM21PG300SN1D	L1690840		1-	A	C2
HS1001	HEATSINK PLATE					RA0653300		1-	B	b1
J 1001	CONNECTOR				MJC-040-T	P0091401		1-	A	C2
J 1002	CONNECTOR				IL-FPR-28S-VF-E1500	P1091029		1-	A	A2
J 1003	CONNECTOR				AXK6F10345YP	P0091378		1-	B	b1
J 1004	CONNECTOR				AXK6F10345YP	P0091378		1-	B	a1
L 1001	M.RFC	0.1uH			LK1608 R10K-T	L1690407		1-	B	a1
L 1002	M.RFC	0.1uH			LK1608 R10K-T	L1690407		1-	B	a1
L 1003	M.RFC	0.0082uH			TFL0510-8N2	L1690810		1-	B	c1
L 1004	M.RFC	0.0082uH			TFL0510-8N2	L1690810		1-	B	c1
L 1005	CHIP COIL	0.0068uH			LQW1608A6N8C00	L1690879		1-	B	b1
L 1006	M.RFC	0.0047uH			TFL0510-4N7	L1690807		1-	B	c1
L 1007	M.RFC	0.0082uH			TFL0510-8N2	L1690810		1-	B	c1
L 1008	CHIP COIL	0.033uH			LQW1608A33NG00	L1690886		1-	B	b1
L 1008	M.RFC	0.033uH			HK1608 33NJ-T	L1690522		3-	B	b1
L 1009	M.RFC	0.15uH			LK1608 R15K-T	L1690409		1-	B	a1
L 1010	M.RFC	0.1uH			HK1608 R10J-T	L1690528		1-	B	a1
L 1011	M.RFC	0.22uH			LK1608 R22K-T	L1690410		1-	B	a1
L 1012	M.RFC	120uH			FLC32T-121J	L1690228		1-	B	a1
L 1013	M.RFC	33uH			LK1608 330M-T	L1690690		1-	B	a1

REF.	DESCRIPTION	VALUE	V/W	TOL.	MFR'S DESIG	VXSTD P/N	VERS.	LOT.	SIDE	LAY ADR.
L 1014	M.RFC	0.1uH			LK1608 R10K-T	L1690407		1-	B	a1
L 1015	M.RFC	0.01uH			TFL0510-10N	L1690811		1-	B	c1
L 1016	M.RFC	0.0068uH			TFL0510-6N8	L1690809		1-	B	c1
L 1017	CHIP COIL	0.01uH			LQW1608A10NG00	L1690880		1-	B	b1
L 1018	CHIP COIL	0.01uH			LQW1608A10NG00	L1690880		1-	B	b1
L 1019	CHIP COIL	0.068uH			LQW1608A68NG00	L1690890		1-	B	a1
L 1020	CHIP COIL	0.1uH			LQW1608AR10G00	L1690892		1-	B	a1
L 1021	CHIP COIL	0.068uH			LQW1608A68NG00	L1690890		1-	B	a1
L 1022	CHIP COIL	0.1uH			LQW1608AR10G00	L1690892		1-	B	a2
L 1023	M.RFC	0.1uH			LK1608 R10K-T	L1690407		1-	B	a1
L 1024	M.RFC	33uH			LK1608 330M-T	L1690690		1-	B	a1
L 1026	M.RFC	0.0039uH			C1005C-3N9K	L1691339		1-	B	c2
L 1027	M.RFC	0.0027uH			C1005C-2N7K	L1691338		1-	B	c2
L 1028	CHIP COIL	0.01uH			LQW1608A10NG00	L1690880		1-	B	c1
L 1029	CHIP COIL	0.01uH			LQW1608A10NG00	L1690880		1-	B	c1
L 1030	CHIP COIL	0.068uH			LQW1608A68NG00	L1690890		1-	B	a2
L 1031	CHIP COIL	0.1uH			LQW1608AR10G00	L1690892		1-	B	a2
L 1032	M.RFC	33uH			LK1608 330M-T	L1690690		1-	B	a2
L 1033	M.RFC	0.0047uH			TFL0510-4N7	L1690807		1-	B	c2
L 1035	M.RFC	0.027uH			TFL0510-27N	L1690816		1-	A	C1
L 1036	M.RFC	0.022uH			TFL0510-22N	L1690815		1-	B	a2
L 1037	M.RFC	0.022uH			TFL0510-22N	L1690815		1-	B	b2
L 1038	M.RFC	0.012uH			TFL0510-12N	L1690812		1-	A	C1
L 1039	COIL				E2 0.3-1.4-6T-L	L0022455		1-	A	B1
L 1040	M.RFC	4.7uH			LK1608 4R7K-T	L1690688		1	A	B1
L 1040	M.RFC	4.7uH			LK1608 4R7K-T	L1690688	AUSTRALIA	2	A	B1
L 1040	M.RFC	4.7uH			LK1608 4R7K-T	L1690688	EUROPE	2-	A	B1
L 1040	M.RFC	4.7uH			LK1608 4R7K-T	L1690688	EXPORT	2-	A	B1
L 1043	M.RFC	470uH			FLC32T-471J	L1690235		1	B	b1
L 1043	M.RFC	470uH			FLC32T-471J	L1690235	AUSTRALIA	2-	B	b1
L 1043	M.RFC	470uH			FLC32T-471J	L1690235	EUROPE	2-	B	b1
L 1043	M.RFC	470uH			FLC32T-471J	L1690235	EXPORT	2-	B	b1
L 1044	M.RFC	0.022uH			TFL0510-22N	L1690815		1-	B	b1
L 1045	COIL				E2 0.25-1.85-8.5T-L	L0022576		1-	A	B1
L 1046	CHIP COIL	0.0068uH			LQW1608A6N8C00	L1690879		1	A	B1
L 1046	CHIP COIL	0.0068uH			LQW1608A6N8C00	L1690879	AUSTRALIA	2-	A	B1
L 1046	CHIP COIL	0.0068uH			LQW1608A6N8C00	L1690879	EUROPE	2-	A	B1
L 1046	CHIP COIL	0.0068uH			LQW1608A6N8C00	L1690879	EXPORT	2-	A	B1
L 1046	CHIP COIL	0.0068uH			LQW1608A6N8C00	L1690879	USA	2-	A	B1
L 1047	CHIP COIL	0.027uH			LQW1608A27NG00	L1690885		1	A	B1
L 1047	CHIP COIL	0.027uH			LQW1608A27NG00	L1690885	AUSTRALIA	2-	A	B1
L 1047	CHIP COIL	0.027uH			LQW1608A27NG00	L1690885	EUROPE	2-	A	B1
L 1047	CHIP COIL	0.027uH			LQW1608A27NG00	L1690885	EXPORT	2-	A	B1
L 1047	CHIP COIL	0.027uH			LQW1608A27NG00	L1690885	USA	2-	A	B1
L 1049	M.RFC	0.22uH			LK1608 R22K-T	L1690410		1-	A	B1
L 1050	CHIP COIL	0.1uH			LQW1608AR10G00	L1690892		1-	A	B1
L 1051	COIL				E2 0.4-1.3-2T-L	L0022580		1-	A	B1
L 1052	M.RFC	4.7uH			LK1608 4R7K-T	L1690688		1-	A	B1
L 1053	COIL				E2 0.3-0.9-3T-R	L0022389		1	A	B1
L 1053	COIL				E2 0.3-0.9-3T-R	L0022389	AUSTRALIA	2-	A	B1
L 1053	COIL				E2 0.3-0.9-3T-R	L0022389	EUROPE	2-	A	B1
L 1053	COIL				E2 0.3-0.9-3T-R	L0022389	EXPORT	2-	A	B1
L 1053	COIL				E2 0.4-1.3-2T-L	L0022580	USA	2-	A	B1
L 1054	COIL				E2 0.3-1.0-6T-L	L0022490		1-	A	B1
L 1055	M.RFC	4.7uH			LK1608 4R7K-T	L1690688		1	A	B1
L 1055	M.RFC	4.7uH			LK1608 4R7K-T	L1690688	AUSTRALIA	2-	A	B1
L 1055	M.RFC	4.7uH			LK1608 4R7K-T	L1690688	EUROPE	2-	A	B1
L 1055	M.RFC	4.7uH			LK1608 4R7K-T	L1690688	EXPORT	2-	A	B1
L 1056	COIL				E2 0.3-1.4-7T	L0022923		1-	A	B2
L 1057	COIL				E2 0.35-1.6-4T-L	L0022456		1-	A	B1
L 1058	COIL				E2 0.45-1.4-4T-L	L0022391		1-	A	A1
L 1059	M.RFC	4.7uH			LK1608 4R7K-T	L1690688		1-	A	B1

# RF Unit

REF.	DESCRIPTION	VALUE	V/W	TOL.	MFR'S DESIG	VXSTD P/N	VERS.	LOT.	SIDE	LAY ADR.
L 1060	COIL				E2 0.25-1.9-5.5T-R	L0022610		1-	A	A1
L 1061	COIL				E2 0.25-1.9-5.5T-R	L0022610		1-	A	A2
L 1062	M.RFC	4.7uH			LK1608 4R7K-T	L1690688		1-	A	B2
L 1063	CHIP COIL	0.1uH			LQN21AR10J04	L1690620		1-	A	B2
L 1064	COIL				E2 0.45-1.4-4T-L	L0022391		1-	A	A1
L 1065	COIL				E2 0.35-1.6-4T-L	L0022456		1-	A	A1
L 1066	COIL				E2 0.35-1.6-4T-L	L0022456		1-	A	A1
L 1067	COIL				E2 0.35-1.6-5.5T-L	L0022616		1-	A	A2
L 1068	COIL				E2 0.3-1.7-7T-R	L0022372		1-	A	A1
L 1069	COIL				E2 0.35-1.6-7T-L	L0022390		1-	A	A1
L 1070	COIL				E2 0.25-1.85-8.5T-L	L0022576		1-	A	A2
L 1071	COIL				E2 0.25-1.9-10.5T-L	L0022749		1-	A	A1
L 1072	M.RFC	0.012uH			ELJ-RE12NJF2	L1690715		1	A	B1
L 1072	M.RFC	0.012uH			ELJ-RE12NJF2	L1690715	AUSTRALIA	2-	A	B1
L 1072	M.RFC	0.012uH			ELJ-RE12NJF2	L1690715	EUROPE	2-	A	B1
L 1072	M.RFC	0.012uH			ELJ-RE12NJF2	L1690715	EXPORT	2-	A	B1
L 1072	M.RFC	0.012uH			ELJ-RE12NJF2	L1690715	USA	2-	A	B1
L 1073	M.RFC	0.01uH			TFL0510-10N	L1690811	EUROPE	3-		
NF1001	EMI FILTER				NFM4516P13C204FT1	Q9000759		1-	A	B2
Q 1001	TRANSISTOR				2SC5555ZD-TR	G3355557		1-	B	b1
Q 1002	TRANSISTOR				2SC5555ZD-TR	G3355557		1-	B	a1
Q 1003	TRANSISTOR				2SC5277-D2-TL	G3352778B		1-	B	c1
Q 1004	TRANSISTOR				2SC5555ZD-TR	G3355557		1-	B	b1
Q 1005	TRANSISTOR				2SC5277-D2-TL	G3352778B		1-	B	c1
Q 1006	TRANSISTOR				2SC5555ZD-TR	G3355557		1-	B	c1
Q 1007	TRANSISTOR				2SC5555ZD-TR	G3355557		1-	B	a2
Q 1008	TRANSISTOR				2SC5555ZD-TR	G3355557		1-	B	a2
Q 1009	TRANSISTOR				2SC5555ZD-TR	G3355557		1-	B	a2
Q 1010	TRANSISTOR				2SC5277-D2-TL	G3352778B		1-	B	c2
Q 1011	TRANSISTOR				2SC5226-5-TL	G3352268E		1-	A	B1
Q 1012	TRANSISTOR				UMD6N TR	G3070215		1-	A	C1
Q 1012	TRANSISTOR				EMD6-T2R	G3070346		3-	A	C1
Q 1013	TRANSISTOR				EMB3 T2R	G3070303		1-	B	b2
Q 1014	TRANSISTOR				EMG2 T2R	G3070304		1-	B	b2
Q 1015	FET				2SK3475(T2LVX)	G3070318		1-	A	B1
Q 1016	TRANSISTOR				2SC5226-5-TL	G3352268E		1-	A	B1
Q 1017	TRANSISTOR				2SC5374-TL	G3353748		1-	B	a2
Q 1018	TRANSISTOR				2SC5374-TL	G3353748		1-	B	a2
Q 1019	TRANSISTOR				2SC5374-TL	G3353748		1-	B	b1
Q 1020	IC				MB15A01PFV1-G-BND-EF	G1092545		1-	B	b2
Q 1021	TRANSISTOR				DTA144EM T2L	G3070310		1-	B	c2
Q 1022	TRANSISTOR				DTC144EM T2L	G3070309		1-	B	c2
Q 1023	FET				2SK3476(TE12L)	G3834768		1-	A	B1
Q 1024	IC				TC75S51FU-TE85L	G1094194		1-	A	C1
Q 1025	TRANSISTOR				EMB3 T2R	G3070303		1-	B	a1
Q 1026	TRANSISTOR				2SA1774 TL R	G3117748R		1-	B	b1
Q 1027	TRANSISTOR				EMB3 T2R	G3070303		1-	B	a1
Q 1028	TRANSISTOR				2SA1774 TL R	G3117748R		1-	B	b2
Q 1029	TRANSISTOR				2SC4617 TL R	G3346178R		1-	B	b2
Q 1030	TRANSISTOR				EMB3 T2R	G3070303		1-	B	a1
Q 1031	TRANSISTOR				2SA1774 TL R	G3117748R		1-	B	a1
Q 1032	TRANSISTOR				DTC144EM T2L	G3070309		1-	B	b1
Q 1033	TRANSISTOR				EMB3 T2R	G3070303		1-	B	b1
Q 1034	TRANSISTOR				DTC144EM T2L	G3070309		1-	A	B1
Q 1035	TRANSISTOR				FMMTL718TA	G3070335		1-	A	B2
Q 1035	TRANSISTOR				CPH6102-TL	G3070223		3-	A	B2
Q 1036	TRANSISTOR				UMW1 TR	G3070078		1-	A	B2
Q 1037	TRANSISTOR				EMB10 T2R	G3070302		1-	B	b1
Q 1038	TRANSISTOR				2SA1774 TL R	G3117748R		1-	B	b1
Q 1039	TRANSISTOR				2SA1774 TL R	G3117748R		1-	B	b2
Q 1040	TRANSISTOR				2SA1774 TL R	G3117748R		1-	B	b2
Q 1041	TRANSISTOR				2SA1774 TL R	G3117748R		1-	B	a1



REF.	DESCRIPTION	VALUE	V/W	TOL.	MFR'S DESIG	VXSTD P/N	VERS.	LOT.	SIDE	LAY ADR.
Q 1041	TRANSISTOR				EMD6-T2R	G3070346		3-	B	a1
Q 1042	TRANSISTOR				DTC144EM T2L	G3070309		3-	B	b1
R 1001	CHIP RES.	220	1/16W	5%	RMC1/16S 221JTH	J24189017		1-	B	c1
R 1002	CHIP RES.	2.2k	1/16W	5%	RMC1/16S 222JTH	J24189029		1-	B	b1
R 1003	CHIP RES.	1k	1/16W	5%	RMC1/16S 102JTH	J24189025		1-	B	a1
R 1004	CHIP RES.	1k	1/16W	5%	RMC1/16S 102JTH	J24189025		1-	B	a1
R 1005	CHIP RES.	33k	1/16W	5%	RMC1/16S 333JTH	J24189043		1-	B	b1
R 1006	CHIP RES.	68	1/16W	5%	RMC1/16S 680JTH	J24189011		1	B	b1
R 1006	CHIP RES.	220	1/16W	5%	RMC1/16S 221JTH	J24189017		2-	B	b1
R 1007	CHIP RES.	47k	1/16W	5%	RMC1/16S 473JTH	J24189045		1-	B	a1
R 1008	CHIP RES.	220	1/16W	5%	RMC1/16S 221JTH	J24189017		1-	B	a1
R 1009	CHIP RES.	470	1/16W	5%	RMC1/16S 471JTH	J24189021		1-	B	a1
R 1010	CHIP RES.	1k	1/16W	5%	RMC1/16S 102JTH	J24189025		1-	B	a1
R 1011	CHIP RES.	100k	1/16W	5%	RMC1/16S 104JTH	J24189049		1-	B	a1
R 1012	CHIP RES.	47k	1/16W	5%	RMC1/16S 473JTH	J24189045		1-	B	c1
R 1013	CHIP RES.	22	1/16W	5%	RMC1/16S 220JTH	J24189005		1-	B	c1
R 1014	CHIP RES.	47k	1/16W	5%	RMC1/16S 473JTH	J24189045		1-	B	c1
R 1016	CHIP RES.	47	1/16W	5%	RMC1/16S 470JTH	J24189009		1-	B	c1
R 1017	CHIP RES.	47k	1/16W	5%	RMC1/16S 473JTH	J24189045		1-	B	b1
R 1018	CHIP RES.	100k	1/16W	5%	RMC1/16S 104JTH	J24189049		1-	B	b1
R 1019	CHIP RES.	100k	1/16W	5%	RMC1/16S 104JTH	J24189049		1-	B	b1
R 1020	CHIP RES.	470	1/16W	5%	RMC1/16S 471JTH	J24189021		1-	B	a1
R 1021	CHIP RES.	100k	1/16W	5%	RMC1/16S 104JTH	J24189049		1-	B	a1
R 1022	CHIP RES.	10k	1/16W	5%	RMC1/16S 103JTH	J24189037		1-	B	a1
R 1023	CHIP RES.	100k	1/16W	5%	RMC1/16S 104JTH	J24189049		1-	B	a1
R 1024	CHIP RES.	10k	1/16W	5%	RMC1/16S 103JTH	J24189037		1-	B	a1
R 1025	CHIP RES.	100k	1/16W	5%	RMC1/16S 104JTH	J24189049		1-	B	a2
R 1026	CHIP RES.	1k	1/16W	5%	RMC1/16S 102JTH	J24189025		1-	B	a1
R 1027	CHIP RES.	470	1/16W	5%	RMC1/16S 471JTH	J24189021		1-	B	a1
R 1028	CHIP RES.	22	1/16W	5%	RMC1/16S 220JTH	J24189005		1-	B	c1
R 1029	CHIP RES.	0	1/16W	5%	RMC1/16S JPTH	J24189070		1-	B	c1
R 1030	CHIP RES.	100k	1/16W	5%	RMC1/16S 104JTH	J24189049		1-	B	c2
R 1031	CHIP RES.	100k	1/16W	5%	RMC1/16S 104JTH	J24189049		1-	B	c2
R 1032	CHIP RES.	100k	1/16W	5%	RMC1/16S 104JTH	J24189049		1-	B	c1
R 1033	CHIP RES.	220	1/16W	5%	RMC1/16S 221JTH	J24189017		1	B	c1
R 1033	CHIP RES.	470	1/16W	5%	RMC1/16S 471JTH	J24189021		2	B	c1
R 1033	CHIP RES.	470	1/16W	5%	RMC1/16S 471JTH	J24189021	AUSTRALIA	3-	B	c1
R 1033	CHIP RES.	220	1/16W	5%	RMC1/16S 221JTH	J24189017	EUROPE	3-	B	c1
R 1033	CHIP RES.	470	1/16W	5%	RMC1/16S 471JTH	J24189021	EXPORT	3-	B	c1
R 1033	CHIP RES.	470	1/16W	5%	RMC1/16S 471JTH	J24189021	USA	3-	B	c1
R 1034	CHIP RES.	100k	1/16W	5%	RMC1/16S 104JTH	J24189049		1-	B	c1
R 1035	CHIP RES.	100k	1/16W	5%	RMC1/16S 104JTH	J24189049		1-	B	c1
R 1036	CHIP RES.	220k	1/16W	5%	RMC1/16S 224JTH	J24189053		1-	B	a2
R 1037	CHIP RES.	47	1/16W	5%	RMC1/16S 470JTH	J24189009		1-2	B	c1
R 1037	CHIP RES.	47	1/16W	5%	RMC1/16S 470JTH	J24189009	AUSTRALIA	3-	B	c1
R 1037	CHIP RES.	100	1/16W	5%	RMC1/16S 101JTH	J24189013	EUROPE	3-	B	c1
R 1037	CHIP RES.	47	1/16W	5%	RMC1/16S 470JTH	J24189009	EXPORT	3-	B	c1
R 1037	CHIP RES.	47	1/16W	5%	RMC1/16S 470JTH	J24189009	USA	3-	B	c1
R 1038	CHIP RES.	100k	1/16W	5%	RMC1/16S 104JTH	J24189049		1-	B	a1
R 1039	CHIP RES.	10k	1/16W	5%	RMC1/16S 103JTH	J24189037		1-	B	a2
R 1040	CHIP RES.	100k	1/16W	5%	RMC1/16S 104JTH	J24189049		1-	B	a2
R 1041	CHIP RES.	1k	1/16W	5%	RMC1/16S 102JTH	J24189025		1-	B	a2
R 1042	CHIP RES.	47k	1/16W	5%	RMC1/16S 473JTH	J24189045		1-	B	a2
R 1043	CHIP RES.	220	1/16W	5%	RMC1/16S 221JTH	J24189017		1-	B	a2
R 1044	CHIP RES.	270k	1/16W	5%	RMC1/16S 274JTH	J24189054		1-	B	a2
R 1045	CHIP RES.	330	1/16W	5%	RMC1/16S 331JTH	J24189019		1-	B	a2
R 1046	CHIP RES.	100k	1/16W	5%	RMC1/16S 104JTH	J24189049		1-	B	c2
R 1047	CHIP RES.	470	1/16W	5%	RMC1/16S 471JTH	J24189021		1-	B	c2
R 1048	CHIP RES.	470	1/16W	5%	RMC1/16S 471JTH	J24189021		1-	B	c2
R 1049	CHIP RES.	220	1/16W	5%	RMC1/16S 221JTH	J24189017		1-	B	c1
R 1050	CHIP RES.	220	1/16W	5%	RMC1/16S 221JTH	J24189017		1-	B	a2
R 1051	CHIP RES.	330	1/16W	5%	RMC1/16S 331JTH	J24189019		1-	B	a2

# RF Unit

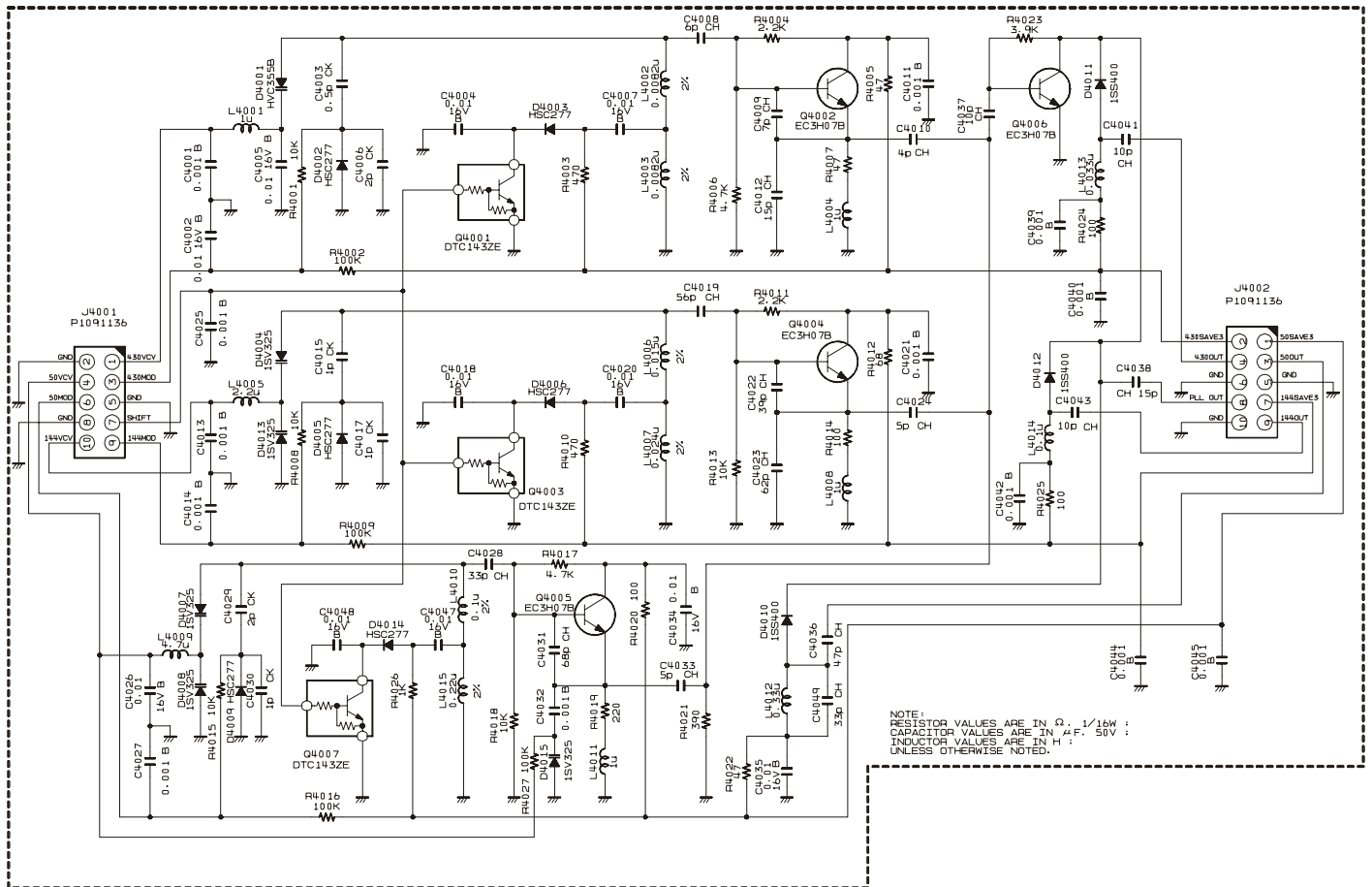
REF.	DESCRIPTION	VALUE	V/W	TOL.	MFR'S DESIG	VXSTD P/N	VERS.	LOT.	SIDE	LAY ADR.
R 1052	CHIP RES.	1k	1/16W	5%	RMC1/16S 102JTH	J24189025		1-	A	B2
R 1053	CHIP RES.	10k	1/16W	5%	RMC1/16S 103JTH	J24189037		1-	A	C1
R 1054	CHIP RES.	47	1/16W	5%	RMC1/16S 470JTH	J24189009		1-	A	B1
R 1055	CHIP RES.	470	1/16W	5%	RMC1/16S 471JTH	J24189021		1-	A	C1
R 1056	CHIP RES.	47	1/16W	5%	RMC1/16S 470JTH	J24189009		1-	A	C1
R 1057	CHIP RES.	1k	1/16W	5%	RMC1/16S 102JTH	J24189025		1-	B	a2
R 1058	CHIP RES.	100	1/16W	5%	RMC1/16S 101JTH	J24189013		1-	B	b1
R 1059	CHIP RES.	10k	1/16W	5%	RMC1/16S 103JTH	J24189037		1-	B	a2
R 1060	CHIP RES.	18k	1/16W	5%	RMC1/16S 183JTH	J24189040		1-	B	b2
R 1061	CHIP RES.	33k	1/16W	5%	RMC1/16S 333JTH	J24189043		1-	B	b1
R 1062	CHIP RES.	330k	1/16W	5%	RMC1/16S 334JTH	J24189055		1-	B	b2
R 1063	CHIP RES.	100k	1/16W	5%	RMC1/16S 104JTH	J24189049		1-	B	b2
R 1064	CHIP RES.	100k	1/16W	5%	RMC1/16S 104JTH	J24189049		1-	B	b2
R 1065	CHIP RES.	1M	1/16W	5%	RMC1/16S 105JTH	J24189061		1-	B	b2
R 1066	CHIP RES.	100k	1/16W	5%	RMC1/16S 104JTH	J24189049		1-	B	c2
R 1067	CHIP RES.	470	1/16W	5%	RMC1/16S 471JTH	J24189021		1	A	C1
R 1067	CHIP RES.	470	1/16W	5%	RMC1/16S 471JTH	J24189021	AUSTRALIA	2-	A	C1
R 1067	CHIP RES.	470	1/16W	5%	RMC1/16S 471JTH	J24189021	EUROPE	2-	A	C1
R 1067	CHIP RES.	470	1/16W	5%	RMC1/16S 471JTH	J24189021	EXPORT	2-	A	C1
R 1067	CHIP RES.	100	1/16W	5%	RMC1/16S 101JTH	J24189013	USA	2-	A	C1
R 1068	CHIP RES.	100k	1/16W	5%	RMC1/16S 104JTH	J24189049		1-	A	C1
R 1069	CHIP RES.	180k	1/16W	5%	RMC1/16S 184JTH	J24189052		1-	A	C1
R 1070	CHIP RES.	680	1/16W	5%	RMC1/16S 681JTH	J24189023		1	A	B1
R 1070	CHIP RES.	680	1/16W	5%	RMC1/16S 681JTH	J24189023	AUSTRALIA	2-	A	B1
R 1070	CHIP RES.	680	1/16W	5%	RMC1/16S 681JTH	J24189023	EUROPE	2-	A	B1
R 1070	CHIP RES.	680	1/16W	5%	RMC1/16S 681JTH	J24189023	EXPORT	2-	A	B1
R 1070	CHIP RES.	0	1/16W	5%	RMC1/16S JPTH	J24189070	USA	2-	A	B1
R 1072	CHIP RES.	10k	1/16W	5%	RMC1/16S 103JTH	J24189037		1-	A	B1
R 1073	CHIP RES.	100	1/16W	5%	RMC1/16S 101JTH	J24189013		1-	A	B1
R 1074	CHIP RES.	100	1/16W	5%	RMC1/16S 101JTH	J24189013		1-	A	C1
R 1075	CHIP RES.	10k	1/16W	5%	RMC1/16S 103JTH	J24189037		1-	B	b2
R 1076	CHIP RES.	10k	1/16W	5%	RMC1/16S 103JTH	J24189037		1-	B	b1
R 1077	CHIP RES.	10k	1/16W	5%	RMC1/16S 103JTH	J24189037		1-	B	b2
R 1078	CHIP RES.	3.3k	1/16W	5%	RMC1/16S 332JTH	J24189031		1-	B	c2
R 1079	CHIP RES.	3.3k	1/16W	5%	RMC1/16S 332JTH	J24189031		1-	B	c1
R 1080	CHIP RES.	1.8k	1/16W	5%	RMC1/16S 182JTH	J24189028		1-	B	c1
R 1081	CHIP RES.	3.3k	1/16W	5%	RMC1/16S 332JTH	J24189031		1-	B	c1
R 1082	CHIP RES.	1.8k	1/16W	5%	RMC1/16S 182JTH	J24189028		1-	B	c1
R 1083	CHIP RES.	1k	1/16W	5%	RMC1/16S 102JTH	J24189025		1-	B	c1
R 1085	CHIP RES.	470	1/16W	5%	RMC1/16S 471JTH	J24189021		1-	A	B1
R 1086	CHIP RES.	100k	1/16W	5%	RMC1/16S 104JTH	J24189049		1-	A	B1
R 1087	CHIP RES.	120k	1/16W	5%	RMC1/16S 124JTH	J24189050		1-	A	B1
R 1088	CHIP RES.	47	1/16W	5%	RMC1/16S 470JTH	J24189009		1-	A	B1
R 1089	CHIP RES.	100	1/16W	5%	RMC1/16S 101JTH	J24189013		1-	A	C1
R 1090	CHIP RES.	470k	1/16W	5%	RMC1/16S 474JTH	J24189057		1-	A	C1
R 1091	CHIP RES.	10k	1/16W	5%	RMC1/16S 103JTH	J24189037		1-	A	C1
R 1092	CHIP RES.	3.3k	1/16W	5%	RMC1/16S 332JTH	J24189031		1-	B	b1
R 1093	CHIP RES.	2.2k	1/16W	5%	RMC1/16S 222JTH	J24189029		1-	B	b1
R 1094	CHIP RES.	1k	1/16W	5%	RMC1/16S 102JTH	J24189025		1-	B	b1
R 1095	CHIP RES.	10k	1/16W	5%	RMC1/16S 103JTH	J24189037		1-	A	B2
R 1096	CHIP RES.	27k	1/16W	5%	RMC1/16S 273JTH	J24189042		1-	A	B2
R 1097	CHIP RES.	330	1/16W	5%	RMC1/16S 331JTH	J24189019		1-	A	B1
R 1098	CHIP RES.	680	1/16W	5%	RMC1/16S 681JTH	J24189023		1-	A	B1
R 1099	CHIP RES.	10k	1/16W	5%	RMC1/16S 103JTH	J24189037		1-	B	b1
R 1100	CHIP RES.	1k	1/16W	5%	RMC1/16S 102JTH	J24189025		1-	B	b1
R 1101	CHIP RES.	3.3k	1/16W	5%	RMC1/16S 332JTH	J24189031		1-	A	A2
R 1102	CHIP RES.	330	1/16W	5%	RMC1/16S 331JTH	J24189019		1-	A	A1
R 1103	CHIP RES.	330	1/16W	5%	RMC1/16S 331JTH	J24189019		1-	A	B2
R 1104	CHIP RES.	2.2k	1/16W	5%	RMC1/16S 222JTH	J24189029		1-	B	b2
R 1105	CHIP RES.	10k	1/16W	5%	RMC1/16S 103JTH	J24189037		1-	B	a1
R 1106	CHIP RES.	1k	1/16W	5%	RMC1/16S 102JTH	J24189025		1-	B	a1
R 1107	CHIP RES.	10k	1/16W	5%	RMC1/16S 103JTH	J24189037		1-	B	b1

REF.	DESCRIPTION	VALUE	V/W	TOL.	MFR'S DESIG	VXSTD P/N	VERS.	LOT.	SIDE	LAY ADR.
R 1108	CHIP RES.	3.3k	1/16W	5%	RMC1/16S 332JTH	J24189031		1-	A	A1
R 1109	CHIP RES.	3.3k	1/16W	5%	RMC1/16S 332JTH	J24189031		1-	A	A1
R 1110	CHIP RES.	4.7k	1/16W	5%	RMC1/16S 472JTH	J24189033		1-	A	A1
R 1111	CHIP RES.	270	1/16W	5%	RMC1/16S 271JTH	J24189018		1-	A	A1
R 1112	CHIP RES.	1k	1/16W	5%	RMC1/16S 102JTH	J24189025		1-	B	b2
R 1113	CHIP RES.	1k	1/16W	5%	RMC1/16S 102JTH	J24189025		1-	A	B2
R 1114	CHIP RES.	10k	1/16W	0.5%	MCR01MZPD1002	J24189374		1-	A	B2
R 1115	CHIP RES.	10k	1/16W	0.5%	MCR01MZPD1002	J24189374		1-	A	B2
R 1116	CHIP RES.	10k	1/16W	5%	RMC1/16S 103JTH	J24189037		1-	B	b1
R 1117	CHIP RES.	1k	1/16W	5%	RMC1/16S 102JTH	J24189025		1-	B	b1
R 1118	CHIP RES.	4.7k	1/16W	5%	RMC1/16S 472JTH	J24189033		1-	B	b2
R 1119	CHIP RES.	4.7k	1/16W	5%	RMC1/16S 472JTH	J24189033		1-	B	b2
R 1120	CHIP RES.	100	1/16W	5%	RMC1/16S 101JTH	J24189013		1-	B	c1
R 1121	CHIP RES.	330	1/16W	5%	RMC1/16 331JATP	J24185331		1-	B	a2
R 1124	CHIP RES.	100	1/16W	5%	RMC1/16S 101JTH	J24189013		1-	B	b1
R 1125	CHIP RES.	330	1/16W	5%	RMC1/16S 331JTH	J24189019		1-	A	B1
R 1126	CHIP RES.	0	1/16W	5%	RMC1/16S JPTH	J24189070		1-2	B	a1
R 1126	CHIP RES.	0	1/16W	5%	RMC1/16S JPTH	J24189070	AUSTRALIA	3-	B	a1
R 1126	CHIP RES.	0	1/16W	5%	RMC1/16S JPTH	J24189070	EXPORT	3-	B	a1
R 1126	CHIP RES.	0	1/16W	5%	RMC1/16S JPTH	J24189070	USA	3-	B	a1
R 1128	CHIP RES.	680	1/16W	5%	RMC1/16S 681JTH	J24189023		1-	A	B1
R 1129	CHIP RES.	470	1/16W	5%	RMC1/16 471JATP	J24185471		1-	A	B1
R 1129	CHIP RES.	470	1/16W	5%	RMC1/16S 471JTH	J24189021		3-	A	B1
R 1130	CHIP RES.	10k	1/16W	5%	RMC1/16S 103JTH	J24189037		3-	B	b1
R 1131	CHIP RES.	560	1/16W	5%	RMC1/16 561JATP	J24185561	USA	2-		
R 1132	CHIP RES.	470	1/10W	5%	RMC1/10T 471J	J24205471	USA	2-		
TH1001	THERMISTOR				ERTJ0EV473J	G9090120		1-	B	b2
X 1001	XTAL XVNBAI	11.7MHz			11.7MHz	H0103311		1-	B	c2
	TERMINAL PLATE					RA0287100		1-		

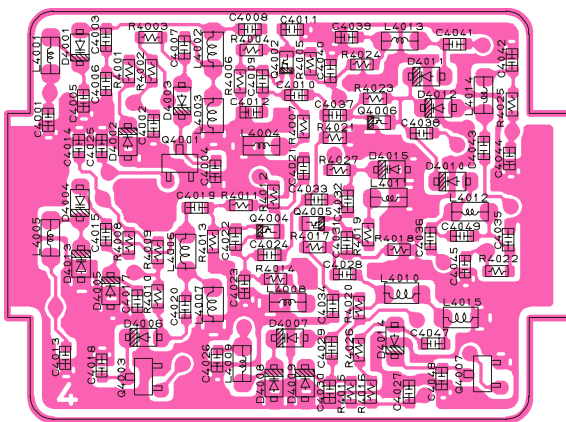
***RF Unit***  
***Note:***

downloaded by  
[www.radioamatore.info](http://www.radioamatore.info)

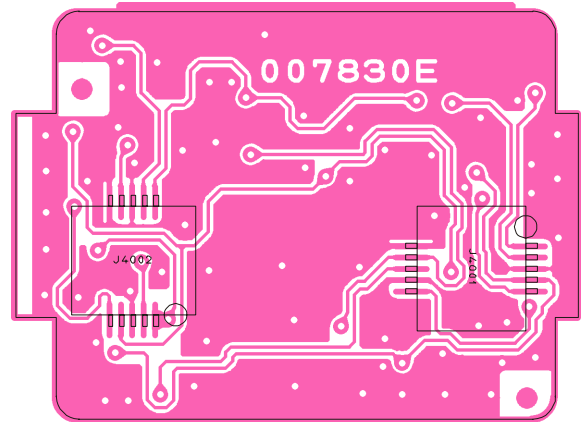
## Circuit Diagram



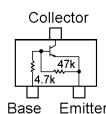
## Parts Layout



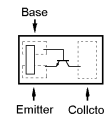
Side A



Side B



DTC143ZE (E23)  
(Q4001, 4003, 4007)



EC3H07B (G)  
(Q4002, 4004, 4005,  
4006)

# VCO Unit

## Parts List

REF.	DESCRIPTION	VALUE	V/W	TOL.	MFR'S DESIG	VXSTD P/N	VERS.	LOT.	SIDE	LAY ADR.
*** VCO UNIT ***										
PCB with Components						CB3028001				
Printed Circuit Board						FR007830D				
								1-		
C 4001	CHIP CAP.	0.001uF	50V	B	UMK105B102KW-F	K22178829		1-	A	A1
C 4002	CHIP CAP.	0.01uF	16V	B	GRM36B103K16PT	K22128804		1-	A	A1
C 4003	CHIP CAP.	0.5pF	50V	CK	UMK105CK0R5CW-F	K22178247		1-	A	A1
C 4004	CHIP CAP.	0.01uF	16V	B	GRM36B103K16PT	K22128804		1-	A	A1
C 4005	CHIP CAP.	0.01uF	16V	B	GRM36B103K16PT	K22128804		1-	A	A1
C 4006	CHIP CAP.	2pF	50V	CK	UMK105CK020CW-F	K22178250		1-	A	A1
C 4007	CHIP CAP.	0.01uF	16V	B	GRM36B103K16PT	K22128804		1-	A	A1
C 4008	CHIP CAP.	6pF	50V	CH	GRM36CH060B50PT	K22178293		1-	A	A1
C 4009	CHIP CAP.	10pF	50V	CH	UMK105CH100DW-F	K22178258		1-	A	A1
C 4010	CHIP CAP.	4pF	50V	CH	UMK105CH040CW-F	K22178252		1-	A	A1
C 4011	CHIP CAP.	0.001uF	50V	B	UMK105B102KW-F	K22178829		1-	A	A1
C 4012	CHIP CAP.	15pF	50V	CH	UMK105CH150JW-F	K22178262		1-	A	A1
C 4013	CHIP CAP.	0.001uF	50V	B	UMK105B102KW-F	K22178829		1-	A	A1
C 4014	CHIP CAP.	0.001uF	50V	B	UMK105B102KW-F	K22178829		1-	A	A1
C 4015	CHIP CAP.	1pF	50V	CK	UMK105CK010CW-F	K22178248		1-	A	A1
C 4017	CHIP CAP.	1pF	50V	CK	UMK105CK010CW-F	K22178248		1-	A	A1
C 4018	CHIP CAP.	0.01uF	16V	B	GRM36B103K16PT	K22128804		1-	A	A1
C 4019	CHIP CAP.	56pF	50V	CH	UMK105CH560JW-F	K22178276		1-	A	A1
C 4020	CHIP CAP.	0.01uF	16V	B	GRM36B103K16PT	K22128804		1-	A	A1
C 4021	CHIP CAP.	0.001uF	50V	B	UMK105B102KW-F	K22178829		1-	A	A1
C 4022	CHIP CAP.	39pF	50V	CH	UMK105CH390JW-F	K22178272		1-	A	A1
C 4023	CHIP CAP.	62pF	50V	CH	UMK105CH620JW-F	K22178277		1-	A	A1
C 4024	CHIP CAP.	5pF	50V	CH	UMK105CH050CW-F	K22178253		1-	A	A1
C 4025	CHIP CAP.	0.001uF	50V	B	UMK105B102KW-F	K22178829		1-	A	A1
C 4026	CHIP CAP.	0.01uF	16V	B	GRM36B103K16PT	K22128804		1-	A	A1
C 4027	CHIP CAP.	0.001uF	50V	B	UMK105B102KW-F	K22178829		1-	A	A1
C 4028	CHIP CAP.	33pF	50V	CH	UMK105CH330JW-F	K22178270		1-	A	A1
C 4029	CHIP CAP.	2pF	50V	CK	UMK105CK020CW-F	K22178250		1-	A	A1
C 4030	CHIP CAP.	1pF	50V	CK	UMK105CK010CW-F	K22178248		1-	A	A1
C 4031	CHIP CAP.	68pF	50V	CH	UMK105CH680JW-F	K22178278		1-	A	A1
C 4032	CHIP CAP.	0.001uF	50V	B	UMK105B102KW-F	K22178829		1-	A	A1
C 4033	CHIP CAP.	5pF	50V	CH	UMK105CH050CW-F	K22178253		1-	A	A1
C 4034	CHIP CAP.	0.01uF	16V	B	GRM36B103K16PT	K22128804		1-	A	A1
C 4035	CHIP CAP.	0.01uF	16V	B	GRM36B103K16PT	K22128804		1-	A	B1
C 4036	CHIP CAP.	47pF	50V	CH	UMK105CH470JW-F	K22178274		1-	A	A1
C 4037	CHIP CAP.	10pF	50V	CH	UMK105CH100DW-F	K22178258		1-	A	A1
C 4038	CHIP CAP.	15pF	50V	CH	UMK105CH150JW-F	K22178262		1-	A	A1
C 4039	CHIP CAP.	0.001uF	50V	B	UMK105B102KW-F	K22178829		1-	A	A1
C 4040	CHIP CAP.	0.001uF	50V	B	UMK105B102KW-F	K22178829		1-	A	A1
C 4041	CHIP CAP.	10pF	50V	CH	UMK105CH100DW-F	K22178258		1-	A	A1
C 4042	CHIP CAP.	0.001uF	50V	B	UMK105B102KW-F	K22178829		1-	A	B1
C 4043	CHIP CAP.	10pF	50V	CH	UMK105CH100DW-F	K22178258		1-	A	B1
C 4044	CHIP CAP.	0.001uF	50V	B	UMK105B102KW-F	K22178829		1-	A	B1
C 4045	CHIP CAP.	0.001uF	50V	B	UMK105B102KW-F	K22178829		1-	A	A1
C 4047	CHIP CAP.	0.01uF	16V	B	GRM36B103K16PT	K22128804		1-	A	A1
C 4048	CHIP CAP.	0.01uF	16V	B	GRM36B103K16PT	K22128804		1-	A	A1
C 4049	CHIP CAP.	33pF	50V	CH	UMK105CH330JW-F	K22178270		1-	A	A1
D 4001	DIODE				HVC355B(TAPE)	G2070588		1-	A	A1
D 4002	DIODE				HSC277TRF	G2070584		1-	A	A1
D 4003	DIODE				HSC277TRF	G2070584		1-	A	A1
D 4004	DIODE				1SV325(TPH3)	G2070848		1-	A	A1
D 4005	DIODE				HSC277TRF	G2070584		1-	A	A1
D 4006	DIODE				HSC277TRF	G2070584		1-	A	A1
D 4007	DIODE				1SV325(TPH3)	G2070848		1-	A	A1
D 4008	DIODE				1SV325(TPH3)	G2070848		1-	A	A1
D 4009	DIODE				HSC277TRF	G2070584		1-	A	A1
D 4010	DIODE				1SS400 TE61	G2070634		1-	A	A1
D 4011	DIODE				1SS400 TE61	G2070634		1-	A	A1
D 4012	DIODE				1SS400 TE61	G2070634		1-	A	A1

REF.	DESCRIPTION	VALUE	V/W	TOL.	MFR'S DESIG	VXSTD P/N	VERS.	LOT.	SIDE	LAY ADR.
D 4013	DIODE				1SV325(TPH3)	G2070848		1-	A	A1
D 4014	DIODE				HSC277TRF	G2070584		1-	A	A1
D 4015	DIODE				1SV325(TPH3)	G2070848		1-	A	A1
J 4001	CONNECTOR				AXK5F10335YP	P1091136		1-	B	b1
J 4002	CONNECTOR				AXK5F10335YP	P1091136		1-	B	a1
L 4001	M.RFC	1uH			LK1608 1R0K-T	L1690687		1-	A	A1
L 4002	M.RFC	0.0068uH		5%	C1608CB-6N8J	L1691093		1-	A	A1
L 4003	M.RFC	0.0082uH		2%	C1608CB-8N2G	L1691226		1-	A	A1
L 4004	M.RFC	1uH			LK1608 1R0K-T	L1690687		1-	A	A1
L 4005	M.RFC	2.2uH			LK1608 2R2K-T	L1690634		1-	A	A1
L 4006	M.RFC	0.015uH		2%	C1608CB-15NG	L1691034		1-	A	A1
L 4007	M.RFC	0.024uH		2%	C1608CB-24NG	L1691281		1-	A	A1
L 4008	M.RFC	1uH			LK1608 1R0K-T	L1690687		1-	A	A1
L 4009	M.RFC	4.7uH			LK1608 4R7K-T	L1690688		1-	A	A1
L 4010	M.RFC	0.1uH		2%	C1608CB-R10G	L1691045		1-	A	A1
L 4011	M.RFC	1uH			LK1608 1R0K-T	L1690687		1-	A	A1
L 4012	M.RFC	0.33uH			LK1608 R33K-T	L1690412		1-	A	A1
L 4013	M.RFC	0.033uH			HK1608 33NJ-T	L1690522		1-	A	A1
L 4014	M.RFC	0.1uH			LK1608 R10K-T	L1690407		1-	A	B1
L 4015	M.RFC	0.22uH		2%	C1608CB-R22G	L1691103		1-	A	A1
Q 4001	TRANSISTOR				DTC143ZE TL	G3070102		1-	A	A1
Q 4002	TRANSISTOR				EC3H07B-TL	G3070286		1-	A	A1
Q 4003	TRANSISTOR				DTC143ZE TL	G3070102		1-	A	A1
Q 4004	TRANSISTOR				EC3H07B-TL	G3070286		1-	A	A1
Q 4005	TRANSISTOR				EC3H07B-TL	G3070286		1-	A	A1
Q 4006	TRANSISTOR				EC3H07B-TL	G3070286		1-	A	A1
Q 4007	TRANSISTOR				DTC143ZE TL	G3070102		1-	A	A1
R 4001	CHIP RES.	10k	1/16W	5%	RMC1/16S 103JTH	J24189037		1-	A	A1
R 4002	CHIP RES.	100k	1/16W	5%	RMC1/16S 104JTH	J24189049		1-	A	A1
R 4003	CHIP RES.	470	1/16W	5%	RMC1/16S 471JTH	J24189021		1-	A	A1
R 4004	CHIP RES.	2.2k	1/16W	5%	RMC1/16S 222JTH	J24189029		1-	A	A1
R 4005	CHIP RES.	47	1/16W	5%	RMC1/16S 470JTH	J24189009		1-	A	A1
R 4006	CHIP RES.	4.7k	1/16W	5%	RMC1/16S 472JTH	J24189033		1-	A	A1
R 4007	CHIP RES.	47	1/16W	5%	RMC1/16S 470JTH	J24189009		1-	A	A1
R 4008	CHIP RES.	10k	1/16W	5%	RMC1/16S 103JTH	J24189037		1-	A	A1
R 4009	CHIP RES.	100k	1/16W	5%	RMC1/16S 104JTH	J24189049		1-	A	A1
R 4010	CHIP RES.	470	1/16W	5%	RMC1/16S 471JTH	J24189021		1-	A	A1
R 4011	CHIP RES.	2.2k	1/16W	5%	RMC1/16S 222JTH	J24189029		1-	A	A1
R 4012	CHIP RES.	68	1/16W	5%	RMC1/16S 680JTH	J24189011		1-	A	A1
R 4013	CHIP RES.	10k	1/16W	5%	RMC1/16S 103JTH	J24189037		1-	A	A1
R 4014	CHIP RES.	100	1/16W	5%	RMC1/16S 101JTH	J24189013		1-	A	A1
R 4015	CHIP RES.	10k	1/16W	5%	RMC1/16S 103JTH	J24189037		1-	A	A1
R 4016	CHIP RES.	100k	1/16W	5%	RMC1/16S 104JTH	J24189049		1-	A	A1
R 4017	CHIP RES.	4.7k	1/16W	5%	RMC1/16S 472JTH	J24189033		1-	A	A1
R 4018	CHIP RES.	10k	1/16W	5%	RMC1/16S 103JTH	J24189037		1-	A	A1
R 4019	CHIP RES.	220	1/16W	5%	RMC1/16S 221JTH	J24189017		1-	A	A1
R 4020	CHIP RES.	100	1/16W	5%	RMC1/16S 101JTH	J24189013		1-	A	A1
R 4021	CHIP RES.	390	1/16W	5%	RMC1/16S 391JTH	J24189020		1-	A	A1
R 4022	CHIP RES.	47	1/16W	5%	RMC1/16S 470JTH	J24189009		1-	A	B1
R 4023	CHIP RES.	3.9k	1/16W	5%	RMC1/16S 392JTH	J24189032		1-	A	A1
R 4024	CHIP RES.	100	1/16W	5%	RMC1/16S 101JTH	J24189013		1-	A	A1
R 4025	CHIP RES.	100	1/16W	5%	RMC1/16S 101JTH	J24189013		1-	A	B1
R 4026	CHIP RES.	1k	1/16W	5%	RMC1/16S 102JTH	J24189025		1-	A	A1
R 4027	CHIP RES.	100k	1/16W	5%	RMC1/16S 104JTH	J24189049		1-	A	A1
	SHIELD CASE VCO					RA0400300		1-		
	SHIELD SHEET					RA043430B		1-		



Copyright 2005  
VERTEX STANDARD CO., LTD.  
All rights reserved

No portion of this manual  
may be reproduced without  
the permission of  
VERTEX STANDARD CO., LTD.

downloaded by  
[www.radioamatore.info](http://www.radioamatore.info)